

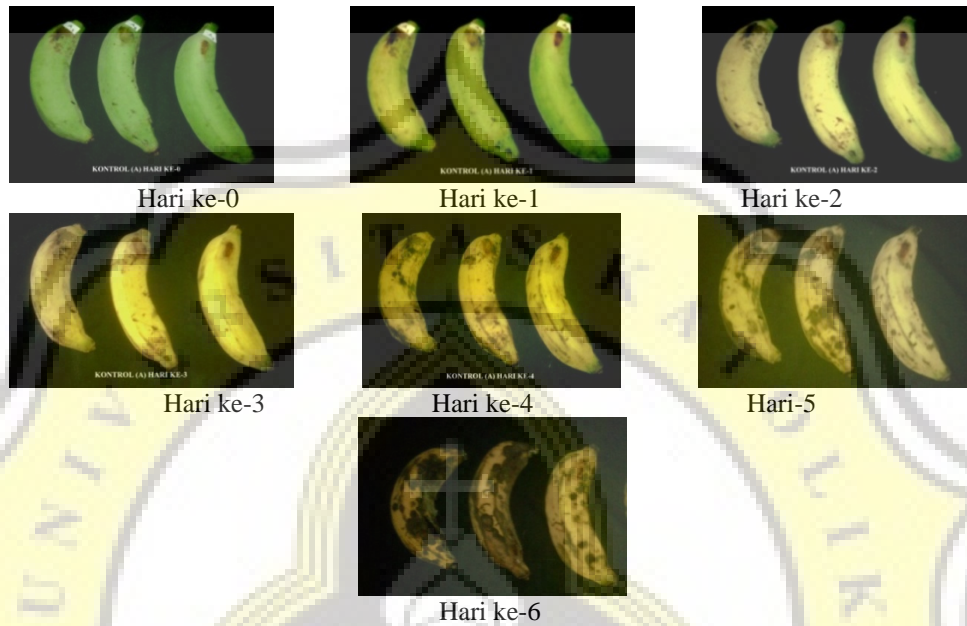
## 6. DAFTAR PUSTAKA

- Ahmad, S; M. A. Perviez; Z.A Chatha and A.K. Thompson .(2006). Improvement of Banana Quality in Relation to Storage Humidity, Temperature and Friut Lenght. *International Journal of Agriculture and Biology* Vol 33 : 377-380.
- Al-Hosni,A.S; K. Al-Busaidi; K. Al-Farsi; M. Al-Azri.(2010). Postharvest Characteristics and Qualities of Selected Banana (Musa spp) Cultivar in Oman. *Acta Hort* Vol 879 : 407-412
- Anonim.(2012). Suhu Udara Rata-Rata Menurut Stasiun di Jawa Tengah Tahun 2006-juni 2011 (°C).Badan Pusat statistik Provinsi Jawa Tengah 19 Januari 2012.<http://jateng.bps.go.id> 20 Februari 2012
- Apriyantono, A; D. Fardiaz; N.L Puspita; Sedarnawati; S. Budiyanto. (1989). *Petunjuk Laboratorium Analisa Pangan dan Gizi*. IPB press. Bogor
- Chauhan, O.P; P.S Raju; D.K Dasgupta and A.S. Bawa.(2006).Modified Atmosphere Packaging of Banana (cv.Pachbale) with Ethylene, Carbon Dioxide and Moisture Scrubbers and Effect on its Ripening Behaviour. *American Journal of Food Technology* Vol 1(2) : 179-189. American Journals Inc.USA
- Djioua, T; F. Charles; F. Lopez-Lauri; H. Filgueiras; A. Coudret; M. Freire; M. Ducamp-Collin and H. Sallanon.(2008). Improving the Storage of Minimally Processed Mangoes (*Mangifera indica* L.) by Hot Water Treatments. *Postharvest Biology and Technology* Vol 52 : 221-226. Science Direct.
- Friend, J and M.J.C Rhodhes. (1981). *Recent Advence in the Biochemistry of Fruits and Vegetable*. Academic Press Inc. London.
- Jain, Nisha; K. Dhawan; S. Malhotra and R. Singh.(2003).Biochemistry of fruit ripening of Guava (*Psidium guajava* L.): Compositional and Enzymatic Changes. *Plant foods for Human Nutrition*. Vol 56: 309-315.)
- Kartasapoetra, A.G.(1994). *Teknologi Penanganan Pasca Panen*. Rineka Cipta. Jakarta.
- MacDougall, Douglas B. (2002). *Colour in Food : Improving Quality*. CRC Press New York.
- Matook, M.S and H. Fumio. (2004). Effect of Heat, Calcium Chloride and Modified Atmosphere on the Shelf Life of Banana Fruits. *Food Preservation Science* Vol 30 (4) : 179-185


- Obeed, R.S and M.M harhash. (2006). Impact of Postharvest Treatment on Storage Life and Quality of "Mexican" Lime. *Juornal Adv.Agriculture Res.* Vol 11(3)
- Pantastiko, ER.B.(1993). *Fisiologi Pasca Panen Penanganan dan Pemanfaatan Buah-buahan dan Sayur-sayuran Tropika dan Subtropika*. Gajah Mada University Press. Yogyakarta.
- Satuhu, S dan A.Supriyadi .(1996). *Pisang; Budidaya, Pengolahan, dan Prospek Pasar*. Panebar Swadaya. Jakarta
- Soltani, M; R. Alimardani and M. Omid. (2010). Prediction of Banana Quality During Ripening stage Using Capacitance Sensing System. *Australian Journal of Crop Science*. Vol 4 (6) : 443-447
- Sudarmadji, S ; B. Haryono dan Suhardi. (1984). *Prosedur Analisa untuk Bahan Makanan dan Pertanian*. Liberty. Yogyakarta.
- Torres, L.M.A.R; M.A.da Silvia; D.G. Guaglianoni and V.A. Neves. (2009). Effect of Heat Treatment and Calcium Chloride on Postharvest Storage of Atemoya Fruits.*Alim Nutr., Araraquara* Vol 20 (3) : 359-367.
- Tranggono dan Sutardi.(1990).*Biokimia dan Teknologi Pasca Panen*.PAU Pangan dan Gizi Universitas Gajah Mada.Yogyakarta.
- Trihendradi, C. (2002). *Langkah Mudah Memecahkan Kasus Statistik*. Penerbit ANDI. Yogyakarta.
- Verheij, E.W.M and R.E Coronel.(1997). *Sumber Daya Nabati Asia Tenggara 2 Buah-Buah yang Dapat Dimakan* (Terjemahan oleh S. Danimihardjo; H. Satarno; N.W. Utami dan D.S.H Hoesen). Edisi kedua. PT Gramedia Pustaka Utama. Jakarta.
- Wills, R.H; T.H. Lee; D.Graham; W.B. McKasson and E.G. Hall.(1981). *Postharvest, An Introduction To The Physiology and Handling of Fruits and Vegetables*. New South Wales University Press. Kensington.
- Winarno. (2004). *Kimia Pangan dan Gizi*. PT Gramedia Pustaka Utama. Jakarta.
- Yang, Xiaotang; X. Pang; L. Xu; R Fang; X. Huang; P. Guan; W. Lu and Z. Zhang. (2009). Accumulation of Soluble Sugar in Peel at Hight Temperatur Leads to Stay-Green Ripe Banana Fruit. *Journal of Experimental Botany*. Vol 238: 1-12.

## 7. LAMPIRAN


Lampiran 1. Foto Hasil Pengamatan Buah Pisang Raja Perlakuan Kontrol (A), Perendaman Air Panas (55°C) (B), Perendaman Larutan NaCl 4% (C) dan Perendaman Larutan NaCl 4% Bersuhu (55°C) (D) Selama Enam Hari Pemeraman




Gambar 20. Perlakuan Kontrol Buah Pisang Raja dengan Waktu Pengamatan Hari ke-0 Sampai ke-6



Gambar 21. Perlakuan Perendaman Air Panas (55°C) Buah Pisang Raja dengan Waktu Pengamatan Hari ke-0 Sampai ke-6



Gambar 21. Perlakuan Perendaman Larutan NaCl 4% Buah Pisang Raja dengan Waktu Pengamatan Hari ke-0 Sampai ke-6



Gambar 21. Perlakuan Perendaman Larutan NaCl 4% Bersuhu (55°C) Buah Pisang Raja dengan Waktu Pengamatan Hari ke-0 Sampai ke-6

## Lampiran 2. Output Perhitungan Data Hasil Pengamatan

Data Tekstur Buah Pisang

hari ke-0

tabel anova					
sv	df	SS	MS	f hitung	f tabel
total	19,000	675,236	35,539	4,037	3,240
treatment	3,000	290,920	96,973		
eror	16,000	384,317	24,020		

hari ke-1

tabel anova					
sv	df	SS	MS	f hitung	f tabel
total	19,000	1035,749	54,513	37,413	3,240
treatment	3,000	906,522	302,174		
eror	16,000	129,227	8,077		

hari ke-2

tabel anova					
sv	df	SS	MS	f hitung	f tabel
total	19,000	875,767	46,093	64,962	3,240
treatment	3,000	809,322	269,774		
eror	16,000	66,444	4,153		

hari ke-3

tabel anova					
sv	df	SS	MS	f hitung	f tabel
total	16,000	215,029	13,439	19,265	3,410
treatment	3,000	175,544	58,515		
eror	13,000	39,485	3,037		

hari ke-4

tabel anova					
sv	df	SS	MS	f hitung	f tabel

total	17,000	146,370	8,610	32,775	3,340
tratment	3,000	128,127	42,709		
eror	14,000	18,243	1,303		

hari ke-5

tabel anova					
sv	df	SS	MS	f hitung	f tabel
total	16,000	197,956	12,372	26,056	3,410
treatment	3,000	169,729	56,576		
eror	13,000	28,227	2,171		

hari ke-6

tabel anova					
sv	df	SS	MS	f hitung	f tabel
total	15,000	98,092	6,539	34,990	3,490
treatment	3,000	88,029	29,343		
eror	12,000	10,063	0,839		

Data Parameter Kadar Gula

Hari ke-0

tabel anova					
sv	df	SS	MS	f hitung	f tabel
total	17,000	26,348	1,550	41,790	3,340
treatmn	3,000	23,701	7,900		
eror	14,000	2,647	0,189		

Hari ke-1

tabel anova					
sv	df	SS	MS	f hitung	f tabel
total	18,000	18,049	1,003	13,303	3,290
treatmn	3,000	13,118	4,373		
eror	15,000	4,931	0,329		

Hari ke-2

tabel anova					
sv	df	SS	MS	f hitung	f tabel

total	16,000	255,290	15,956	143,546	3,410
treatmn	3,000	247,809	82,603		
eror	13,000	7,481	0,575		

Hari ke-3

tabel anova					
sv	df	SS	MS	f hitung	f tabel
total	18,000	59,448	3,303	7,941	3,290
treatmn	3,000	36,480	12,160		
eror	15,000	22,968	1,531		

Hari ke-4

tabel anova					
sv	df	SS	MS	f hitung	f tabel
total	16,000	348,041	21,753	52,664	3,410
treatmn	3,000	321,581	107,194		
eror	13,000	26,461	2,035		

Hari ke-5

tabel anova					
sv	df	SS	MS	f hitung	f tabel
total	13,000	98,077	7,544	11,185	3,710
treatmn	3,000	75,559	25,186		
eror	10,000	22,519	2,252		

Hari ke-6

tabel anova					
sv	df	SS	MS	f hitung	f tabel
total	14,000	449,314	32,094	47,129	3,590
treatmn	3,000	416,881	138,960		
eror	11,000	32,434	2,949		

Data Parameter Kadar Air

Hari ke-0

tabel anova					
-------------	--	--	--	--	--

sv	df	SS	MS	f hitung	f tabel
total	15,000	25,932	1,729	5,359	3,290
treatmn	3,000	14,848	4,949		
eror	12,000	11,083	0,924		

Hari ke-1

tabel anova					
sv	df	SS	MS	f hitung	f tabel
total	15,000	48,203	3,214	8,950	3,290
treatmn	3,000	33,314	11,105		
eror	12,000	14,889	1,241		

Hari ke-2

tabel anova					
sv	df	SS	MS	f hitung	f tabel
total	15,000	40,644	2,710	12,569	3,290
treatmn	3,000	30,832	10,277		
eror	12,000	9,812	0,818		

Hari ke-3

tabel anova					
sv	df	SS	MS	f hitung	f tabel
total	15,000	18,216	1,214	9,217	3,290
treatmn	3,000	12,703	4,234		
eror	12,000	5,513	0,459		

Hari ke-4

tabel anova					
sv	df	SS	MS	f hitung	f tabel
23,000	17,000	12,078	0,710	6,542	3,200
3,000	3,000	23,832	7,944		
20,000	14,000	17,000	1,214		

Hari ke-5

tabel anova					
sv	df	SS	MS	f hitung	f tabel
19,000	14,000	51,195	3,657	0,256	3,340



3,000	3,000	3,346	1,115		
16,000	11,000	47,849	4,350		

Hari ke-6

tabel anova					
sv	df	SS	MS	f hitung	f tabel
19,000	11,000	18,209	1,655	1,575	3,240
3,000	3,000	6,762	2,254		
16,000	8,000	11,447	1,431		

Data Parameter Berat

Hari ke-0

tabel anova					
sv	df	SS	MS	f hitung	f tabel
total	27,000	12242,510	453,426	3,151	3,010
treatmn	3,000	3459,684	1153,228		
eror	24,000	8782,826	365,951		

Hari ke-1

tabel anova					
sv	df	SS	MS	f hitung	f tabel
total	27,000	12225,631	452,801	2,999	3,010
treatmn	3,000	3333,653	1111,218		
eror	24,000	8891,977	370,499		

Hari ke-2

tabel anova					
sv	df	SS	MS	f hitung	f tabel
total	27,000	12322,939	456,405	2,731	3,010
treatmn	3,000	3136,444	1045,481		
eror	24,000	9186,495	382,771		

Hari ke-3

tabel anova					
sv	df	SS	MS	f hitung	f tabel
total	27,000	11851,768	438,954	2,502	3,010
treatmn	3,000	2823,459	941,153		
eror	24,000	9028,309	376,180		

Hari ke-4

tabel anova					
sv	df	SS	MS	f hitung	f tabel
total	27,000	11990,271	444,084	2,313	3,010
treatmn	3,000	2689,164	896,388		
eror	24,000	9301,108	387,546		

Hari ke-5

tabel anova					
sv	df	SS	MS	f hitung	f tabel
total	24,000	34028,832	1417,868	20,323	3,070
treatmn	3,000	25310,992	8436,997		
eror	21,000	8717,840	415,135		

Hari ke-6

tabel anova					
sv	df	SS	MS	f hitung	f tabel
total	24,000	9480,105	395,004	0,333	3,070
treatmn	3,000	430,238	143,413		
eror	21,000	9049,867	430,946		

Data Parameter Warna

Hari ke-0

tabel anova					
sv	df	SS	MS	f hitung	f tabel
total	19,000	160,969	8,472	14,198	3,240
treatmn	3,000	117,013	39,004		
eror	16,000	43,956	2,747		

Hari ke-1

tabel anova					
sv	df	SS	MS	f hitung	f tabel
total	18,000	1097,691	60,983	103,425	3,290
treatmn	3,000	1047,071	349,024		
eror	15,000	50,620	3,375		

Hari ke-2

tabel anova					
sv	df	SS	MS	f hitung	f tabel
total	16,000	85,405	5,338	3,051	3,410
treatmn	3,000	35,290	11,763		
eror	13,000	50,116	3,855		

Hari ke-3

tabel anova					
sv	df	SS	MS	f hitung	f tabel
total	19,000	421,435	22,181	11,995	3,240
treatmn	3,000	291,726	97,242		
eror	16,000	129,709	8,107		

Hari ke-4

tabel anova					
sv	df	SS	MS	f hitung	f tabel
total	17,000	213,461	12,557	12,779	3,340
treatmn	3,000	156,360	52,120		
eror	14,000	57,101	4,079		

Hari ke-5

tabel anova					
sv	df	SS	MS	f hitung	f tabel
total	15,000	334,445	22,296	5,333	3,490
treatmn	3,000	191,110	63,703		
eror	12,000	143,335	11,945		

Hari ke-6

tabel anova					
sv	df	SS	MS	f hitung	f tabel
total	14,000	155,022	11,073	13,089	3,590
treatmn	3,000	121,098	40,366		
eror	11,000	33,924	3,084		

