

LAMPIRAN 1



TABULASI NILAI PERUSAHAAN (TOBINS'Q)

NO	KODE	HARGA SAHAM			SAHAM YANG BEREDAR			MVE			DEBT			TOTAL AKTIVA			TOBINS'Q		
		2008	2009	2010	2008	2009	2010	2008	2009	2010	2008	2009	2010	2008	2009	2010	2008	2009	2010
1	ADES	225	640	1,620	589.90	589.90	589.90	132,727	377,534	955,633	133117	110068	224615	185,015	178,287	324,493	1.44	2.73	3.64
2	AMFG	1,210	1,850	5,800	434.00	434.00	434.00	525,140	802,900	2,517,200	495792	443085	529732	1,993,033	1,972,397	2,372,657	0.51	0.63	1.28
3	ARNA	390	149	290	1,835.36	1,835.36	1,835.36	715,790	273,468	532,254	448217	474362	458094	736,092	822,687	873,154	1.58	0.91	1.13
4	ASLI	10,550	34,700	54,550	4,048.36	4,048.36	4,048.36	42,710,149	140,477,929	220,837,782	40163000	40006000	54168000	80,740,000	88,938,000	112,857,000	1.03	2.03	2.44
5	BATA	20,000	42,750	67,600	13.00	13.00	13.00	260,000	555,750	878,800	128782	115335	152744	401,901	416,679	484,253	0.97	1.61	2.13
6	BRPT	600	1,330	1,170	6,979.89	6,979.89	6,979.89	4,187,936	9,283,257	8,166,475	8309297	7573990	8145729	17,243,721	16,375,286	16,015,188	0.72	1.03	1.02
7	CEKA	700	1,250	950	297.50	297.50	297.50	208,250	371,875	282,625	357737	266860	541171	604,642	568,363	850,470	0.94	1.12	0.97
8	CNTX	2,550	3,000	2,000	3.50	3.50	3.50	8,925	10,500	7,000	38775	34766	32863	47,382	38,142	35,070	1.01	1.19	1.14
9	CTBN	3,100	2,700	2,550	800.00	800.00	800.00	2,480,000	2,160,000	2,040,000	97300314	90490569	160529711	190,763	198,297	273,675	13.51	11.35	8.04
10	DLTA	19,000	62,000	120,000	16.01	16.01	16.01	304,250	992,817	1,921,582	174316	160808	11524947	698,297	760,426	708,584	0.69	1.52	2.87
11	DPNS	300	460	430	331.13	331.13	331.13	99,339	152,320	142,386	33938	27503	48342	142,627	142,551	175,683	0.93	1.26	1.09
12	DVLA	940	1,490	1,150	560.00	560.00	560.00	526,400	834,400	644,000	129812	228692	213507941	637,661	783,613	854,110	1.03	1.36	1.00
13	ESTI	50	54	90	2,015.21	2,015.21	2,015.21	100,760	108,821	181,369	281170	262060	3270670443	530,248	518,857	583,253	0.72	0.71	0.87
14	FPNI	81	200	142	5,566.41	5,566.41	5,566.41	450,880	1,113,283	790,431	2099613	1579551	1640501.4	3,519,539	3,120,767	2,906,331	0.72	0.86	0.84
15	GDYR	5,000	9,600	12,500	41.00	41.00	41.00	205,000	393,600	542,500	725601	712276	731359	1,022,329	1,127,630	1,146,357	0.91	0.98	1.09
16	GJTL	200	425	2,300	3,484.80	3,484.80	3,484.80	696,960	1,481,040	8,015,040	7064134	6206486	6844970	8,713,559	8,877,146	10,371,567	0.89	0.87	1.43
17	HDTX	400	180	250	1,532.57	1,532.57	1,532.57	613,028	275,863	383,143	706445	542303	4657021028	1,253,265	1,089,713	1,014,303	1.05	0.75	0.84
18	IKBI	500	1,620	920	306.00	306.00	306.00	153,000	495,720	281,520	129272	69844	1083912654	636,409	561,949	600,820	0.44	1.01	0.65
19	INDF	930	3,550	4,875	8,780.43	8,780.43	8,780.43	8,165,797	31,170,514	42,804,579	26435324	24886781	22423117	39,594,264	40,382,953	47,275,955	0.87	1.39	1.38
20	INDR	500	470	1,700	654.35	654.35	654.35	327,176	307,545	1,112,398	4005523	2733478	2466136689	6,675,957	5,141,249	5,034,439	0.65	0.59	0.71
21	INRU	225	200	530	1,373.48	1,373.48	1,373.48	309,034	274,697	727,947	1978906	1612807	1469639.2	3,415,546	2,798,337	2,591,760	0.67	0.67	0.85
22	INTP	4,600	13,700	15,950	3,681.23	3,681.23	3,681.23	16,933,666	50,432,874	58,715,646	2764976	2572076	2245548	11,286,707	13,276,270	15,346,146	1.75	3.99	3.97
23	JECC	270	490	620	151.20	151.20	151.20	40,824	74,088	93,744	586203	484844	463284977	673,397	587,381	561,999	0.93	0.95	0.99
24	JKSW	90	70	122	150.00	150.00	150.00	13,500	10,500	18,300	718864	682764	6702050637	300,345	270,967	289,988	2.44	2.56	2.37
25	JPRS	166	265	580	750.00	750.00	750.00	124,500	198,750	435,000	129572	82262	1111473373	399,344	353,951	411,282	0.64	0.79	1.33
26	KARW	120	117	95	587.15	587.15	587.15	70,458	68,697	55,780	234068	190633	1724475506	152,434	101,933	73,648	2.00	2.54	3.10
27	KBU	50	56	80	4,007.24	4,007.24	4,007.24	200,362	224,405	320,579	399097	261087	303890606	607,232	490,722	594,564	0.99	0.99	1.05

28	KBLM	120	115	110	1,120.00	1,120.00	1,120.00	134,400	128,800	123,200	233909	131065	175593.5461	459,111	354,781	403,195	0.80	0.73	0.74
29	KDSI	98	155	235	405.00	405.00	39,690	39,690	62,775	95,175	257584	312043	302184.4931	485,722	550,691	557,725	0.61	0.68	0.71
30	KIAS	290	130	94	8,425.00	8,425.00	2,443,250	2,443,250	1,095,250	791,950	708590	1143570	1006431.82	830,751	1,320,516	1,266,122	3.79	1.70	1.42
31	KICI	110	96	185	138.00	138.00	15,180	15,180	13,248	25,530	20322	23596	22001.34574	86,218	84,277	85,942	0.41	0.44	0.55
32	LMPJ	77	215	270	1,008.52	1,008.52	77,656	77,656	216,831	272,300	167168	141612	207224.4955	560,078	540,514	608,920	0.44	0.66	0.79
33	LMSH	3,600	2,600	4,900	9.60	9.60	34,560	34,560	24,960	47,040	24090	33108	31414.70837	61,988	72,831	78,200	0.95	0.80	1.00
34	LPIN	1,100	1,100	3,125	21.25	21.25	23,375	23,375	23,375	66,406	100287	45096	44000.80605	182,940	137,910	150,937	0.68	0.50	0.73
35	MAIN	820	900	3,200	339.00	339.00	277,980	277,980	305,100	1,084,800	815384	766696	710475.454	859,935	885,348	966,319	1.27	1.21	1.86
36	MASA	140	205	330	6,121.96	6,121.96	857,075	857,075	1,255,003	2,020,248	4094228	1076388	1409277	2,379,024	2,536,045	3,038,412	0.82	0.92	1.13
37	MERK	35,500	80,000	96,500	22.40	22.40	795,200	795,200	1,792,000	2,161,600	47741	79787	71751.83	375,064	433,971	434,768	2.25	4.31	5.14
38	MLBI	49,500	150,100	274,950	21.07	21.07	1,042,965	1,042,965	3,162,607	5,793,197	597123	888122	665714	941,389	993,465	1,137,082	1.74	4.08	5.68
39	PAFI	250	250	250	1,611.07	1,611.07	402,767	402,767	402,767	402,767	605840	501226	480990.5984	581,842	463,572	352,371	1.73	1.95	2.51
40	PBRX	122	116	1,600	445.44	445.44	54,344	54,344	51,671	712,704	854088.27	687508.461	719716.4913	952,742	819,565	887,284	0.95	0.90	1.61
41	PICO	450	220	205	568.38	568.38	255,769	255,769	125,043	116,517	437668	379107	394769.0451	588,564	542,660	570,360	1.18	0.93	0.90
42	POLY	50	131	240	2,376.91	2,376.91	118,845	118,845	311,375	570,458	14141446	12449682	11900692.88	4,912,990	4,569,624	3,988,442	2.90	2.79	3.13
43	PRAS	127	119	93	588.00	588.00	74,676	74,676	69,972	54,684	440568	342177	326702.9372	555,321	420,714	461,969	0.93	0.98	0.83
44	PVFA	50	110	127	535.08	535.08	26,754	26,754	58,859	67,955	29402	26911	23362	98,655	99,937	100,587	0.57	0.86	0.91
45	RICY	245	195	181	641.72	641.72	157,221	157,221	125,135	146,151	320877	324449	275342.3014	645,757	599,719	613,323	0.74	0.75	0.64
46	RMBA	520	650	800	7,240.01	7,240.01	3,764,803	3,764,803	4,706,003	5,792,004	2725331	2547293	2773070	4,455,532	4,302,659	4,902,597	1.46	1.69	1.75
47	SAIP	190	74	138	3,450.61	3,450.61	655,615	655,615	255,345	476,184	3669939	3224643	3082893.721	2,523,434	2,413,703	2,211,701	1.71	1.44	1.61
48	SCPI	10,350	39,000	37,900	3.60	3.60	37,260	37,260	140,400	136,440	191178	186589	221633	199,526	206,257	233,756	1.14	1.59	1.53
49	SIPD	50	50	71	9,391.11	9,391.11	469,555	469,555	469,555	666,769	351417	462451	822731.7288	1,384,707	1,641,295	2,055,743	0.59	0.57	0.72
50	SKLT	90	150	140	690.74	690.74	62,167	62,167	103,611	96,704	100335	82715	81070.40421	201,003	196,186	199,375	0.81	0.95	0.89
51	SNCB	630	1,550	2,250	7,662.90	7,662.90	4,827,627	4,827,627	11,877,495	17,241,525	5137054	3949183	3611246	7,674,980	7,265,366	10,437,249	1.30	2.18	2.00
52	SPMA	87	205	230	1,492.05	1,492.05	129,808	129,808	305,870	343,171	903069	743873	771648	1,564,902	1,432,637	1,490,034	0.66	0.73	0.75
53	SRSN	99	67	60	6,020.00	6,020.00	595,980	595,980	403,340	361,200	198896	195354	135752	392,937	413,777	364,005	2.03	1.45	1.37
54	SULI	185	375	131	2,472.04	2,472.04	457,328	457,328	927,017	323,838	1795919	1735463	159974.563	2,169,945	2,009,536	1,955,536	1.04	1.32	0.98
55	TBMS	5,000	3,250	9,400	18.37	18.37	91,835	91,835	59,693	172,650	1098139	867049	1119655.041	1,173,325	996,065	1,239,043	1.01	0.93	1.04
56	TCID	5,200	8,100	7,100	201.07	201.07	1,045,547	1,045,547	1,628,640	1,427,573	94624	113823	98758.44615	910,790	994,620	1,047,238	1.25	1.75	1.46
57	TFCO	265	310	410	4,823.08	4,823.08	1,278,115	1,278,115	1,495,154	1,977,461	2787759	1909024	930937.0274	2,180,988	1,751,748	1,766,676	1.86	1.94	1.65
58	TIRT	50	71	78	1,011.77	1,011.77	50,589	50,589	71,836	78,918	436368	484605	443823.9583	567,228	627,868	577,182	0.86	0.89	0.91

59	TOTO	8800	8,500	39,050	49.54	49.54	49.54	435,917	421,056	1,934,381	667941	482219	460601.0742	1,031,131	1,010,892	1,091,583	1.07	0.89	2.19
60	ULTJ	800	560	1,210	2,888.38	2,888.38	2,888.38	2,310,706	1,617,494	3,494,942	603996	538164	705472.336	1,740,646	1,732,702	2,006,596	1.67	1.24	2.09
61	UNIC	2,775	2,400	1,830	383.33	383.33	383.33	1,063,745	919,995	701,496	1723269	999950	1026630.05	3,107,278	2,251,354	2,257,148	0.90	0.85	0.77
62	UNIT	126	123	139	75.42	75.42	75.42	9,503	9,277	10,484	54298	74167	72052	288,122	310,308	309,792	0.22	0.27	0.27
63	VOKS	300	420	450	831.12	831.12	831.12	249,336	349,071	374,004	849783	862195	740456.2806	1,165,128	1,237,958	1,126,481	0.94	0.98	0.99



TABULASI DATA

NO	KODE	ESTABLISH	LISTING	UMUR PERUSAHAAN			TOTAL AKTIVA			UKURAN PERUSAHAAN			SKMA		
				2008	2009	2010	2008	2009	2010	2008	2009	2010	2008	2009	2010
1	ADES	06-Mar-85	13-Jun-94	14	15	16	185,015	178,287	324,493	12.13	12.09	12.69	2.59	2.59	1.91
2	AMFG	07-Okt-71	08-Nop-95	13	14	15	1,993,033	1,972,397	2,372,657	14.51	14.49	14.68	43.86	43.86	43.86
3	ARNA	22-Feb-93	17-Jul-01	7	8	9	736,092	822,687	873,154	13.51	13.62	13.68	63.05	63.05	60.59
4	ASII	20-Feb-57	04-Apr-90	18	19	20	80,740,000	88,938,000	112,857,000	18.21	18.30	18.54	50.13	50.13	50.13
5	BATA	15-Okt-31	24-Mar-82	26	27	28	401,901	416,679	484,253	12.90	12.94	13.09	76.7	76.7	78.1
6	BRPT	04-Apr-79	01-Okt-93	15	16	17	17,243,721	16,375,286	16,015,188	16.66	16.61	16.59	64.94	64.94	64.94
7	CEKA	09-Des-80	09-Jul-96	12	13	14	604,642	568,363	850,470	13.31	13.25	13.65	92.01	92.01	92.01
8	CNTX	22-Mei-70	22-Mei-79	29	30	31	47,382	38,142	35,070	10.77	10.55	10.47	57	57	57
9	CTBN	23-Agust-83	28-Nop-89	19	20	21	190,763	198,297	273,675	12.16	12.20	12.52	75.5	75.5	75.5
10	DLTA	15-Jun-70	12-Feb-84	24	25	26	698,297	760,426	708,584	13.46	13.54	13.47	58.3	58.3	58.3
11	DPNS	18-Mar-82	08-Agust-90	18	19	20	142,627	142,551	175,683	11.87	11.87	12.08	16.79	16.79	18.42
12	DVLA	05-Feb-76	11-Nop-94	14	15	16	637,661	783,613	854,110	13.37	13.57	13.66	92.66	92.66	92.66
13	ESTI	11-Des-73	13-Okt-92	16	17	18	530,248	518,857	583,253	13.18	13.16	13.28	13.61	13.61	13.61
14	FPNI	09-Des-87	21-Mar-02	6	7	8	3,519,539	3,120,767	2,906,331	15.07	14.95	14.88	90.4	90.4	95.31
15	GDYR	26-Jan-17	01-Des-80	28	29	30	1,022,329	1,127,630	1,146,357	13.84	13.94	13.95	85	85	85
16	GJTL	24-Agust-51	08-Mei-90	18	19	20	8,713,559	8,877,146	10,371,567	15.98	16.00	16.15	61.72	61.72	58.89
17	HDTX	06-Apr-73	06-Jun-90	18	19	20	1,253,265	1,089,713	1,014,303	14.04	13.90	13.83	65.29	65.29	69.54
18	IKBI	23-Jul-81	21-Jan-91	17	18	19	636,409	561,949	600,820	13.36	13.24	13.31	93.06	93.06	93.06
19	INDF	14-Agust-90	14-Jul-94	14	15	16	39,594,264	40,382,953	47,275,955	17.49	17.51	17.67	50.05	50.05	50.05
20	INDR	03-Apr-74	03-Agust-90	18	19	20	6,675,957	5,141,249	5,034,439	15.71	15.45	15.43	44.89	44.89	41.93
21	INRU	26-Apr-83	18-Jun-90	18	19	20	3,415,546	2,798,337	2,591,760	15.04	14.84	14.77	90.6	90.6	90.6
22	INTP	16-Jan-85	05-Des-89	19	20	21	11,286,707	13,276,270	15,346,146	16.24	16.40	16.55	51	51	51
23	JECC	17-Apr-73	18-Nop-92	16	17	18	673,397	587,381	561,999	13.42	13.28	13.24	20	20	20
24	JKSW	07-Jan-74	06-Agust-97	11	12	13	300,345	270,967	289,988	12.61	12.51	12.58	1.33	1.33	1.33
25	JPRS	18-Jul-73	08-Agust-89	19	20	21	399,344	353,951	411,282	12.90	12.78	12.93	68.42	68.42	68.42

26	KARW	18-Feb-78	20-Dec-08	2	3	4	152,434	101,933	73,648	11.93	11.53	11.21	8.46	8.46	8.46	8.46	8.46
27	KBLI	19-Jan-72	06-Jul-92	16	17	18	607,232	490,722	594,564	13.32	13.10	13.30	81.44	81.44	81.44	81.44	71.72
28	KBLM	11-Okt-79	01-Jun-92	16	17	18	459,111	354,781	403,195	13.04	12.78	12.91	33.92	33.92	33.92	33.92	33.93
29	KDSI	09-Jan-73	29-Jul-96	12	13	14	485,722	550,691	557,725	13.09	13.22	13.23	25.68	25.68	25.68	25.68	25.68
30	KIAS	11-Jan-01	08-Dec-94	14	15	16	830,751	1,320,516	1,266,122	13.63	14.09	14.05	94.96	94.96	94.96	94.96	93.47
31	KICI	11-Jan-74	28-Okt-93	15	16	17	86,218	84,277	85,942	11.36	11.34	11.36	31	31	31	31	31
32	LMPI	30-Nop-72	17-Okt-94	14	15	16	560,078	540,514	608,920	13.24	13.20	13.32	59.75	59.75	59.75	59.75	59.75
33	LMSH	14-Dec-82	04-Jun-90	18	19	20	61,988	72,831	78,200	11.03	11.20	11.27	32.22	32.22	32.22	32.22	32.22
34	LPIN	07-Jan-82	05-Feb-90	18	19	20	182,940	137,910	150,937	12.12	11.83	11.92	25	25	25	25	25
35	MAIN	10-Jun-97	10-Feb-06	2	3	4	859,935	885,348	966,319	13.66	13.69	13.78	59.1	59.1	59.1	59.1	59.1
36	MASA	: 20-Jun-1988	09-Jun-05	3	4	5	2,379,024	2,536,045	3,038,412	14.68	14.75	14.93	50	50	50	50	44.7
37	MERK	14-Okt-70	23-Jul-81	27	28	29	375,064	433,971	434,768	12.83	12.98	12.98	74	74	74	74	74
38	MLBI	03-Jun-29	17-Jan-94	14	15	16	941,389	993,465	1,137,082	13.76	13.81	13.94	83.37	83.37	83.37	83.37	82.53
39	PAFI	31-Dec-87	22-Jul-97	11	12	13	581,842	463,572	352,371	13.27	13.05	12.77	97.51	97.51	97.51	97.51	97.5
40	PBRX	21-Agust-80	16-Agust-90	18	19	20	952,742	819,565	887,284	13.77	13.62	13.70	6.73	6.73	6.73	6.73	7.27
41	PICO	26-Sep-83	23-Sep-96	12	13	14	588,564	542,660	570,360	13.29	13.20	13.25	76.16	76.16	76.16	76.16	76.16
42	POLY	15-Feb-84	12-Mar-91	17	18	19	4,912,990	4,569,624	3,988,442	15.41	15.33	15.20	60.7	60.7	60.7	60.7	60.42
43	PRAS	20-Feb-84	12-Jul-90	18	19	20	555,321	420,714	461,969	13.23	12.95	13.04	45.24	45.24	45.24	45.24	45.24
44	PYFA	27-Nop-76	16-Okt-01	7	8	9	98,655	99,937	100,587	11.50	11.51	11.52	53.85	53.85	53.85	53.85	53.85
45	RICY	22-Dec-87	22-Jan-98	10	11	12	645,757	599,719	613,323	13.38	13.30	13.33	32.58	32.58	32.58	32.58	32.58
46	RMBA	19-Jan-79	05-Mar-90	18	19	20	4,455,532	4,302,659	4,902,597	15.31	15.27	15.41	99.74	99.74	99.74	99.74	99.14
47	SAIP	31-Agust-73	03-Mei-93	15	16	17	2,523,434	2,413,703	2,211,701	14.74	14.70	14.61	76.28	76.28	76.28	76.28	76.28
48	SCPI	07-Mar-72	08-Jun-90	18	19	20	199,526	206,257	233,756	12.20	12.24	12.36	89.2	89.2	89.2	89.2	89.2
49	SIPD	06-Sep-85	27-Dec-96	12	13	14	1,384,707	1,641,295	2,055,743	14.14	14.31	14.54	41.23	41.23	41.23	41.23	41.23
50	SKLT	19-Jul-76	08-Sep-93	13	14	15	201,003	196,186	199,375	12.21	12.19	12.20	57.39	57.39	57.39	57.39	57.39
51	SMCB	15-Jun-71	10-Agust-97	11	12	13	7,674,980	7,265,366	10,437,249	15.85	15.80	16.16	90.96	90.96	90.96	90.96	92.58
52	SPMA	25-Agust-76	16-Nop-94	14	15	16	1,564,902	1,432,637	1,490,034	14.26	14.18	14.21	40.7	40.7	40.7	40.7	40.7
53	SRSN	07-Dec-82	11-Jan-93	15	16	17	392,937	413,777	364,005	12.88	12.93	12.80	35.21	35.21	35.21	35.21	35.21
54	SULI	14-Apr-80	21-Mar-94	14	15	16	2,169,945	2,009,536	1,955,536	14.59	14.51	14.49	5.14	5.14	5.14	5.14	21.29
55	TBMS	03-Feb-77	30-Sep-93	15	16	17	1,173,325	996,065	1,239,043	13.98	13.81	14.03	86.23	86.23	86.23	86.23	86.23
56	TCID	05-Nop-69	23-Sep-93	15	16	17	910,790	994,620	1,047,238	13.72	13.81	13.86	66.343	66.343	66.343	66.343	60.847

57	TFCO	25-Okt-73	26-Feb-80	28	29	30	2,180,988	1,751,748	1,766,676	14.60	14.38	14.38	98.98	98.98	32.23
58	TIRT	21-Apr-81	13-Dec-99	9	10	11	567,228	627,868	577,182	13.25	13.35	13.27	45.12	45.12	45.32
59	TOTO	11-Jul-77	30-Okt-90	18	19	20	1,031,131	1,010,892	1,091,583	13.85	13.83	13.90	39.5	39.5	39.5
60	ULTJ	02-Nop-71	02-Jul-90	18	19	20	1,740,646	1,732,702	2,006,596	14.37	14.37	14.51	9.5	9.5	9.5
61	UNIC	07-Apr-83	06-Nop-89	19	20	21	3,107,278	2,251,354	2,257,148	14.95	14.63	14.63	17.11	17.11	17.11
62	UNIT	30-Mei-88	18-Apr-02	6	7	8	288,122	310,308	309,792	12.57	12.65	12.64	39	39	38
63	VOKS	19-Apr-71	20-Dec-90	18	19	20	1,165,128	1,237,958	1,126,481	13.97	14.03	13.93	42.91	42.91	70.6




TABULASI DATA

NO	KODE	EAT			TOTAL AKTIVA			ROA		
		2008	2009	2010	2008	2009	2010	2008	2009	2010
1	ADES	-15,208	16,321	31,659	185,015	178,287	324,493	-8.22	9.15	9.76
2	AMFG	228,268	67,293	330,973	1,993,033	1,972,397	2,372,657	11.45	3.41	13.95
3	ARNA	54,290	63,888	79,040	736,092	822,687	873,154	7.38	7.77	9.05
4	ASII	9,191,000	10,040,000	14,366,000	80,740,000	88,938,000	112,857,000	11.38	11.29	12.73
5	BATA	157,563	52,981	60,975	401,901	416,679	484,253	39.20	12.72	12.59
6	BRPT	-	547,265	-558,630	17,243,721	16,375,286	16,015,188	-19.72	3.34	-3.49
7	CEKA	27,868	49,463	29,562	604,642	568,363	850,470	4.61	8.70	3.48
8	CNTX	-5,875	-5,230	-1,169	47,382	38,142	35,070	-12.40	-13.71	-3.33
9	CTBN	19,631	14,125	18,368	190,763	198,297	273,675	10.29	7.12	6.71
10	DLTA	83,754	126,504	139,567	698,297	760,426	708,584	11.99	16.64	19.70
11	DPNS	-8,262	7,124	14,750	142,627	142,551	175,683	-5.79	5.00	8.40
12	DVLA	70,819	72,272	110,881	637,661	783,613	854,110	11.11	9.22	12.98
13	ESTI	-22,019	7,687	1,487	530,248	518,857	583,253	-4.15	1.48	0.25
14	FPNI	-562,308	350,807	-203,000	3,519,539	3,120,767	2,906,331	-15.98	11.24	-6.98
15	GDYR	812	121,086	66,580	1,022,329	1,127,630	1,146,357	0.08	10.74	5.81
16	GJTL	-624,788	905,330	830,624	8,713,559	8,877,146	10,371,567	-7.17	10.20	8.01
17	HDTX	-113,699	561	1,191	1,253,265	1,089,713	1,014,303	-9.07	0.05	0.12
18	IKBI	97,687	28,719	4,600	636,409	561,949	600,820	15.35	5.11	0.77
19	INDF	1,034,389	2,075,861	2,952,858	39,594,264	40,382,953	47,275,955	2.61	5.14	6.25
20	INDR	81,119	107,171	230,733	6,675,957	5,141,249	5,034,439	1.22	2.08	4.58

21	INRU	22,119	-52,080	3,569	3,415,546	2,798,337	2,591,760	0.65	-1.86	0.14
22	INTP	1,745,501	2,746,654	3,224,942	11,286,707	13,276,270	15,346,146	15.47	20.69	21.01
23	JECC	79	15,842	-1,021	673,397	587,381	561,999	0.01	2.70	-0.18
24	JKSW	-29,916	6,722	6,776	300,345	270,967	289,988	-9.96	2.48	2.34
25	JPRS	49,158	1,917	28,446	399,344	353,951	411,282	12.31	0.54	6.92
26	KARW	-60,392	-6,949	-10,100	152,434	101,933	73,648	-39.62	-6.82	-13.71
27	KBLI	26,645	20,705	48,316	607,232	490,722	594,564	4.39	4.22	8.13
28	KBLM	3,988	1,695	3,922	459,111	354,781	403,195	0.87	0.48	0.97
29	KDSI	5,716	10,511	16,892	485,722	550,691	557,725	1.18	1.91	3.03
30	KIAS	21,576	27,328	14,573	830,751	1,320,516	1,266,122	2.60	2.07	1.15
31	KICI	3,057	-5,215	3,260	86,218	84,277	85,942	3.55	-6.19	3.79
32	LMPI	2,572	5,992	2,794	560,078	540,514	608,920	0.46	1.11	0.46
33	LMSH	9,237	2,401	7,351	61,988	72,831	78,200	14.90	3.30	9.40
34	LPIN	4,763	10,211	14,122	182,940	137,910	150,937	2.60	7.40	9.36
35	MAIN	4,210	75,970	179,966	859,935	885,348	966,319	0.49	8.58	18.62
36	MASA	2,974	174,860	176,082	2,379,024	2,536,045	3,038,412	0.13	6.89	5.80
37	MERK	98,620	146,700	118,794	375,064	433,971	434,768	26.29	33.80	27.32
38	MLBI	222,307	340,458	442,916	941,389	993,465	1,137,082	23.61	34.27	38.95
39	PAFI	-145,864	-13,656	-90,966	581,842	463,572	352,371	-25.07	-2.95	-25.82
40	PBRX	-41,258	33,282	35,608	952,742	819,565	887,284	-4.33	4.06	4.01
41	PICO	12,986	12,657	12,063	588,564	542,660	570,360	2.21	2.33	2.11
42	POLY	2,282,123	1,182,788	334,977	4,912,990	4,569,624	3,988,442	-46.45	25.88	8.40
43	PRAS	-14,813	-36,216	306,286	555,321	420,714	461,969	-2.67	-8.61	66.30
44	PYFA	2,309	3,773	4,199	98,655	99,937	100,587	2.34	3.78	4.17
45	RICY	-9,375	3,572	10,818	645,757	599,719	613,323	-1.45	0.60	1.76
46	RMBA	239,138	25,165	218,621	4,455,532	4,302,659	4,902,597	5.37	0.58	4.46
47	SAIP	-434,703	335,564	-80,264	2,523,434	2,413,703	2,211,701	-17.23	13.90	-3.63

48	SCPI	6,621	10,789	-8,043	199,526	206,257	233,756	3.32	5.23	-3.44
49	SIPD	27,254	37,215	61,148	1,384,707	1,641,295	2,055,743	1.97	2.27	2.97
50	SKLT	4,271	12,803	4,834	201,003	196,186	199,375	2.12	6.53	2.42
51	SMCB	282,220	895,751	828,422	7,674,980	7,265,366	10,437,249	3.68	12.33	7.94
52	SPMA	-14,302	26,932	29,621	1,564,902	1,432,637	1,490,034	-0.91	1.88	1.99
53	SRSN	6,797	25,380	9,830	392,937	413,777	364,005	1.73	6.13	2.70
54	SULI	-252,330	-103,815	4,550	2,169,945	2,009,536	1,955,536	-11.63	-5.17	0.23
55	TBMS	-30,862	53,830	3,228	1,173,325	996,065	1,239,043	-2.63	5.40	0.26
56	TCID	114,854	124,612	131,445	910,790	994,620	1,047,238	12.61	12.53	12.55
57	TFCO	-632,651	-162,814	96,264	2,180,988	1,751,748	1,766,676	-29.01	-9.29	5.45
58	TIRT	-67,735	12,403	-9,904	567,228	627,868	577,182	-11.94	1.98	-1.72
59	TOTO	63,287	182,821	193,798	1,031,131	1,010,892	1,091,583	6.14	18.09	17.75
60	ULTJ	303,712	61,153	107,123	1,740,646	1,732,702	2,006,596	17.45	3.53	5.34
61	UNIC	40,401	39,293	33,481	3,107,278	2,251,354	2,257,148	1.30	1.75	1.48
62	UNIT	2,066	2,085	1,348	288,122	310,308	309,792	0.72	0.67	0.44
63	VOKS	5,238	53,563	10,066	1,165,128	1,237,958	1,126,481	0.45	4.33	0.89




TABULASI DATA

NO	KODE	DEBT			TOTAL AKTIVA			KEBIJAKAN HUTANG		
		2008	2009	2010	2008	2009	2010	2008	2009	2010
1	ADES	133117	110068	224615	185,015	178,287	324,493	0.719	0.617	0.692
2	AMFG	495792	443085	529732	1,993,033	1,972,397	2,372,657	0.249	0.225	0.223
3	ARNA	448217	474362	458094	736,092	822,687	873,154	0.609	0.577	0.525
4	ASII	40163000	40006000	54168000	80,740,000	88,938,000	112,857,000	0.497	0.450	0.480
5	BATA	128782	115335	152744	401,901	416,679	484,253	0.320	0.277	0.315
6	BRPT	8309297	7573990	8145729	17,243,721	16,375,286	16,015,188	0.482	0.463	0.509
7	CEKA	357737	266860	541717	604,642	568,363	850,470	0.592	0.470	0.637
8	CNTX	38775	34766	32863	47,382	38,142	35,070	0.818	0.911	0.937
9	CTBN	97300.314	90490.569	160529.711	190,763	198,297	273,675	0.510	0.456	0.587
10	DLTA	174316	160808	115224.947	698,297	760,426	708,584	0.250	0.211	0.163
11	DPNS	33938	27503	48342	142,627	142,551	175,683	0.238	0.193	0.275
12	DVLA	129812	228692	213507.941	637,661	783,613	854,110	0.204	0.292	0.250
13	ESTI	281170	262060	327067.0443	530,248	518,857	583,253	0.530	0.505	0.561
14	FPNI	2099613	1579551	1640501.4	3,519,539	3,120,767	2,906,331	0.597	0.506	0.564
15	GDYR	725601	712276	731359	1,022,329	1,127,630	1,146,357	0.710	0.632	0.638
16	GJTL	7064134	6206486	6844970	8,713,559	8,877,146	10,371,567	0.811	0.699	0.660
17	HDTX	706415	542303	465702.1028	1,253,265	1,089,713	1,014,303	0.564	0.498	0.459
18	IKBI	129272	69844	108391.2654	636,409	561,949	600,820	0.203	0.124	0.180
19	INDF	26435324	24886781	22423117	39,594,264	40,382,953	47,275,955	0.668	0.616	0.474
20	INDR	4005523	2733478	2466136.689	6,675,957	5,141,249	5,034,439	0.600	0.532	0.490
21	INRU	1978906	1612807	1469639.2	3,415,546	2,798,337	2,591,760	0.579	0.576	0.567
22	INTP	2764976	2572076	2245548	11,286,707	13,276,270	15,346,146	0.245	0.194	0.146

23	JECC	586203	484844	463284.977	673,397	587,381	561,999	0.871	0.825	0.824
24	JKSW	718864	682764	670205.0637	300,345	270,967	289,988	2.393	2.520	2.311
25	JPRS	129572	82262	111147.3373	399,344	353,951	411,282	0.324	0.232	0.270
26	KARW	234068	190633	172447.5506	152,434	101,933	73,648	1.536	1.870	2.342
27	KBLI	399097	261087	303890.606	607,232	490,722	594,564	0.657	0.532	0.511
28	KBLM	233909	131065	175593.5461	459,111	354,781	403,195	0.509	0.369	0.436
29	KDSI	257584	312043	302184.4931	485,722	550,691	557,725	0.530	0.567	0.542
30	KIAS	708590	1143570	1006431.82	830,751	1,320,516	1,266,122	0.853	0.866	0.795
31	KICI	20322	23596	22001.34574	86,218	84,277	85,942	0.236	0.280	0.256
32	LMPI	167168	141612	207224.4955	560,078	540,514	608,920	0.298	0.262	0.340
33	LMSH	24090	33108	31414.70837	61,988	72,831	78,200	0.389	0.455	0.402
34	LPIN	100287	45096	44000.80605	182,940	137,910	150,937	0.548	0.327	0.292
35	MAIN	815384	766696	710475.454	859,935	885,348	966,319	0.948	0.866	0.735
36	MASA	1094228	1076388	1409277	2,379,024	2,536,045	3,038,412	0.460	0.424	0.464
37	MERK	47741	79787	71751.83	375,064	433,971	434,768	0.127	0.184	0.165
38	MLBI	597123	888122	665714	941,389	993,465	1,137,082	0.634	0.894	0.585
39	PAFI	605840	501226	480990.5984	581,842	463,572	352,371	1.041	1.081	1.365
40	PBRX	854088.268	687508.4605	719716.4913	952,742	819,565	887,284	0.896	0.839	0.811
41	PICO	437668	379107	394769.0451	588,564	542,660	570,360	0.744	0.699	0.692
42	POLY	14141446	12449682	11900692.88	4,912,990	4,569,624	3,988,442	2.878	2.724	2.984
43	PRAS	440568	342177	326702.9372	555,321	420,714	461,969	0.793	0.813	0.707
44	PYFA	29402	26911	23362	98,655	99,937	100,587	0.298	0.269	0.232
45	RICY	320877	324449	275342.3014	645,757	599,719	613,323	0.497	0.541	0.449
46	RMBA	2725331	2547293	2773070	4,455,532	4,302,659	4,902,597	0.612	0.592	0.566
47	SAIP	3669939	3224643	3082893.721	2,523,434	2,413,703	2,211,701	1.454	1.336	1.394
48	SCPI	191178	186589	221633	199,526	206,257	233,756	0.958	0.905	0.948
49	SIPD	351417	462451	822731.7288	1,384,707	1,641,295	2,055,743	0.254	0.282	0.400
50	SKLT	100335	82715	81070.40421	201,003	196,186	199,375	0.499	0.422	0.407

51	SMCB	5137054	3949183	3611246	7,674,980	7,265,366	10,437,249	0.669	0.544	0.346
52	SPMA	903069	743873	771648	1,564,902	1,432,637	1,490,034	0.577	0.519	0.518
53	SRSN	199896	195354	135752	392,937	413,777	364,005	0.509	0.472	0.373
54	SULI	1795919	1735463	1599714.563	2,169,945	2,009,536	1,955,536	0.828	0.864	0.818
55	TBMS	1098139	867049	1119655.041	1,173,325	996,065	1,239,043	0.936	0.870	0.904
56	TCID	94624	113823	98758.44615	910,790	994,620	1,047,238	0.104	0.114	0.094
57	TFCO	2787759	1909024	930937.0274	2,180,988	1,751,748	1,766,676	1.278	1.090	0.527
58	TIRT	436368	484605	443823.9583	567,228	627,868	577,182	0.769	0.772	0.769
59	TOTO	667941	482219	460601.0742	1,031,131	1,010,892	1,091,583	0.648	0.477	0.422
60	ULTJ	603996	538164	705472.336	1,740,646	1,732,702	2,006,596	0.347	0.311	0.352
61	UNIC	1723269	999950	1026630.05	3,107,278	2,251,354	2,257,148	0.555	0.444	0.455
62	UNIT	54298	74167	72052	288,122	310,308	309,792	0.188	0.239	0.233
63	VOKS	849783	862195	740456.2806	1,165,128	1,237,958	1,126,481	0.729	0.696	0.657



TABULASI DATA

NO	KODE	KAP	KUALITAS AUDIT		
			2008	2009	2010
1	ADES	Johan Malonda Mustika & Rekan	0	0	0
2	AMFG	Siddharta & Wiojaja	1	1	1
3	ARNA	Purwanto, Sarwoko & Sandjaja	1	1	1
4	ASII	Tanudiredja, Wibisana & Rekan	1	1	1
5	BATA	Purwanto, Sarwoko & Sandjaja	1	1	1
6	BRPT	Osman Bing Satrio & Rekan (Member of Deloitte Touche Tohmatsu)	1	1	1
7	CEKA	Purwanto, Suherman & Surja (Member of Ernst & Young Global Limited)	1	1	1
8	CNTX	Siddharta & Wiojaja (Member of KPMG International)	1	1	1
9	CTBN	Purwanto, Sarwoko & Sandjaja (Member of Ernst & Young Global Limited)	1	1	1
10	DLTA	Osman Bing Satrio & Rekan (Member of Deloitte Touche Tohmatsu)	1	1	1
11	DPNS	Paul Hadiwinata, Hidajat, Arsono, Ade Fatma & Rekan (Member of PKF International Ltd)	0	0	0
12	DVLA	Purwanto, Suherman & Surja (Member of Ernst & Young Global Limited)	1	1	1
13	ESTI	Purwanto, Sarwoko & Sandjaja (Member of Ernst & Young Global Limited)	1	1	1
14	FPNI	Siddharta & Wiojaja (Member of KPMG International)	1	1	1
15	G DYR	Tanudiredja, Wibisana & Rekan (Member of PricewaterhouseCoopers Global Network)	1	1	1
16	GJTL	Osman Bing Satrio & Rekan (Member of Deloitte Touche Tohmatsu Limited)	1	1	1
17	HDTX	Doli, Bambang, Sudarmadji & Dadang (Member of BKR International)	0	0	0
18	IKBI	Purwanto, Sarwoko & Sandjaja (Member of Ernst & Young Global Limited)	1	1	1
19	INDF	Purwanto, Suherman & Surja (Member of Ernst & Young Global Limited)	1	1	1
20	INDR	Osman Bing Satrio & Rekan (Member of Deloitte Touche Tohmatsu)	1	1	1
21	INRU	Budiman, Wawan, Pamudji & Rekan	0	0	0
22	INTP	Purwanto, Suherman & Surja (Member of Ernst & Young Global Limited)	1	1	1
23	JECC	Tanubrata Sutanto & Rekan (Member of BDO International Limited)	0	0	0
24	JKSW	Achmad, Rasyid, Hisbullah & Jerry	0	0	0
25	JPRS	RSM Aryanto, Amir Jusuf, Mawar & Saptoto (Member of RSM International)	0	0	0

26	KARW	Tjahjadi, Pradhono & Teramihardja (Member of Morison International)	0	0	0	0
27	KBLI	Osman Bing Satrio & Rekan (Member of Deloitte Touche Tohmatsu)	1	1	1	1
28	KBLM	Doli, Bambang, Sudarmadji & Dadang (Member of BKR International)	0	0	0	0
29	KDSI	Kosasih, Nurdiyaman, Tjahjo & Rekan	0	0	0	0
30	KIAS	Jamaludin, Aria, Sukimto & Reka	0	0	0	0
31	KICI	Paul Hadiwinata, Hidajat, Arsono, Ade Fatma & Rekan (Member of PKF International Limited)	0	0	0	0
32	LMPI	Hadori Sugianto Adi & Rekan (Member of HLB International)	0	0	0	0
33	LMSH	Kosasih, Nurdiyaman, Tjahjo & Rekan	0	0	0	0
34	LPIN	Paul Hadiwinata, Hidajat, Arsono, Ade Fatma & Rekan (Member of PKF International Ltd)	0	0	0	0
35	MAIN	Anwar & Rekan	0	0	0	0
36	MASA	Purwanto, Sarwoko & Sandjaja (Member of Ernst & Young Global Limited)	1	1	1	1
37	MERK	Siddharta & Wicjaja (Member of KPMG International)	1	1	1	1
38	MLBI	Siddharta & Wicjaja (Member of KPMG International)	1	1	1	1
39	PAFI	Doli, Bambang, Sudarmadji & Dadang (Member of BKR International)	0	0	0	0
40	PBRX	Paul Hadiwinata, Hidajat, Arsono, Ade Fatma & Rekan	0	0	0	0
41	PICO	Doli, Bambang, Sudarmadji & Dadang (Member of BKR International)	0	0	0	0
42	POLY	Hendrawinata Gani & Hidayat (Member of Grant Thornton International Ltd.)	0	0	0	0
43	PRAS	Achmad, Rasyid, Hisbullah & Jerry	0	0	0	0
44	PYFA	Tanubrata Sutanto Fahmi & Rekan (Member of BDO International Limited)	0	0	0	0
45	RICY	Joachim Sulisty & Rekan (Member of The Leading Edge Alliance)	0	0	0	0
46	RMBA	Osman Bing Satrio & Rekan (Member of Deloitte Touche Tohmatsu)	1	1	1	1
47	SAIP	Anwar & Rekan	0	0	0	0
48	SCPI	Tanudiredja, Wibisana & Rekan (Member of PricewaterhouseCoopers Global Network)	1	1	1	1
49	SIPD	RSM Aryanto, Amir Jusuf, Mawar & Saptoto (Member of RSM International)	0	0	0	0
50	SKLT	Paul Hadiwinata, Hidajat, Arsono, Ade Fatma & Rekan (Member of PKF International Limited)	0	0	0	0
51	SMCB	Purwanto, Suherman & Surja (Member of Ernst & Young Global Limited)	1	1	1	1
52	SPMA	Hadori Sugianto Adi & Rekan (Member of HLB International)	0	0	0	0
53	SRSN	RSM Aryanto, Amir Jusuf, Mawar & Saptoto (Member of RSM International)	0	0	0	0
54	SULI	Purwanto, Sarwoko & Sandjaja (Member of Ernst & Young Global Limited)	1	1	1	1
55	TBMS	Purwanto, Sarwoko & Sandjaja (Member of Ernst & Young Global Limited)	1	1	1	1
56	TCID	Osman Bing Satrio & Rekan (Member of Deloitte Touche Tohmatsu)	1	1	1	1

57	TFCO	Purwantonono, Sarwoko & Sandjaja (Member of Ernst & Young Global Limited)	1	1	1	1
58	TIRT	Joachim Sulistyono & Rekan (Member of The Leading Edge Alliance)	0	0	0	0
59	TOTO	Purwantonono, Sarwoko & Sandjaja (Member of Ernst & Young Global Limited)	1	1	1	1
60	ULTJ	Koesbandijjah, Beddy Samsi & Setiasih	0	0	0	0
61	UNIC	Purwantonono, Suherman & Surja (Member of Ernst & Young Global Limited)	1	1	1	1
62	UNIT	Muhammad Sofyan & Rekan	0	0	0	0
63	VOKS	Hendrawinata Gani & Hidayat (Member of Grant Thornton International Ltd.)	0	0	0	0





LAMPIRAN 2



Descriptives (Data Terdistribusi Tidak Normal)

Descriptive Statistics

	N	Minimum	Maximum	Mean	Std. Deviation
Nilai Perusahaan	189	.22	13.51	1.4710	1.51381
Umur	189	2.00	31.00	16.3492	5.73110
Ukuran Perusahaan	189	10.46	18.54	13.7240	1.47042
SKMA	189	1.33	99.74	54.3985	27.71254
ROA	189	-46.45	66.30	3.9474	11.88982
HUTANG	189	.09	2.98	.6339	.48333
Valid N (listwise)	189				

Kualitas Audit

	Frequency	Percent	Valid Percent	Cumulative Percent
Valid Non Big Four	96	50.8	50.8	50.8
Big Four	93	49.2	49.2	100.0
Total	189	100.0	100.0	

Descriptives (Data Terdistribusi Normal)

Descriptive Statistics

	N	Minimum	Maximum	Mean	Std. Deviation
Nilai Perusahaan	164	.22	4.08	1.1681	.60083
Umur	164	2.00	30.00	15.7622	5.37760
Ukuran Perusahaan	164	10.55	18.30	13.7695	1.41444
SKMA	164	1.33	99.74	53.1836	27.34771
ROA	164	-29.01	34.27	3.2182	8.61126
HUTANG	164	.09	2.98	.6223	.46910
Valid N (listwise)	164				

Kualitas Audit

	Frequency	Percent	Valid Percent	Cumulative Percent
Valid Non Big Four	88	53.7	53.7	53.7
Big Four	76	46.3	46.3	100.0
Total	164	100.0	100.0	


UJI NORMALITAS (KOLMOGOROV-SMIRNOV)

NPar Tests (Data Terdistribusi Tidak Normal)

One-Sample Kolmogorov-Smirnov Test

		Unstandardized Residual
N		189
Normal Parameters ^a	Mean	.0000000
	Std. Deviation	1.39065815
Most Extreme Differences	Absolute	.232
	Positive	.232
	Negative	-.167
Kolmogorov-Smirnov Z		3.189
Asymp. Sig. (2-tailed)		.000

a. Test distribution is Normal.



NPar Tests (Data Terdistribusi Normal)

One-Sample Kolmogorov-Smirnov Test

		Unstandardized Residual
N		164
Normal Parameters ^a	Mean	-.2286433
	Std. Deviation	.45574753
Most Extreme Differences	Absolute	.080
	Positive	.080
	Negative	-.047
Kolmogorov-Smirnov Z		1.028
Asymp. Sig. (2-tailed)		.242

a. Test distribution is Normal.

UJI PARK (HETEROSKEDASTISITAS)

Coefficients^a

Model		Unstandardized Coefficients		Standardized Coefficients	t	Sig.
		B	Std. Error	Beta		
1	(Constant)	.040	.280		.143	.886
	Umur	.009	.005	.153	1.916	.072
	Ukuran Perusahaan	.016	.020	.071	.792	.429
	SKMA	-.001	.001	-.126	-1.514	.132
	ROA	-.001	.003	-.039	-.484	.629
	HUTANG	-.106	.056	-.156	-1.901	.070
	Kualitas Audit	.007	.062	.011	.119	.906

Coefficients^a

Model		Unstandardized Coefficients		Standardized Coefficients	t	Sig.
		B	Std. Error	Beta		
1	(Constant)	.040	.280		.143	.886
	Umur	.009	.005	.153	1.916	.072
	Ukuran Perusahaan	.016	.020	.071	.792	.429
	SKMA	-.001	.001	-.126	-1.514	.132
	ROA	-.001	.003	-.039	-.484	.629
	HUTANG	-.106	.056	-.156	-1.901	.070
	Kualitas Audit	.007	.062	.011	.119	.906

a. Dependent Variable: LNRES2

Regression**Variables Entered/Removed^d**

Model	Variables Entered	Variables Removed	Method
1	Kualitas Audit, HUTANG, Umur, ROA, SKMA, Ukuran Perusahaan ^a		Enter

a. All requested variables entered.

b. Dependent Variable: Nilai Perusahaan

Model Summary^p

Model	R	R Square	Adjusted R Square	Std. Error of the Estimate	Durbin-Watson
1	.743 ^a	.552	.535	.40968	2.057

a. Predictors: (Constant), Kualitas Audit, HUTANG, Umur, ROA, SKMA, Ukuran Perusahaan

b. Dependent Variable: Nilai Perusahaan

ANOVA^p

Model		Sum of Squares	df	Mean Square	F	Sig.
1	Regression	32.492	6	5.415	32.266	.000 ^a
	Residual	26.350	157	.168		
	Total	58.843	163			

a. Predictors: (Constant), Kualitas Audit, HUTANG, Umur, ROA, SKMA, Ukuran Perusahaan

b. Dependent Variable: Nilai Perusahaan

Coefficients^a

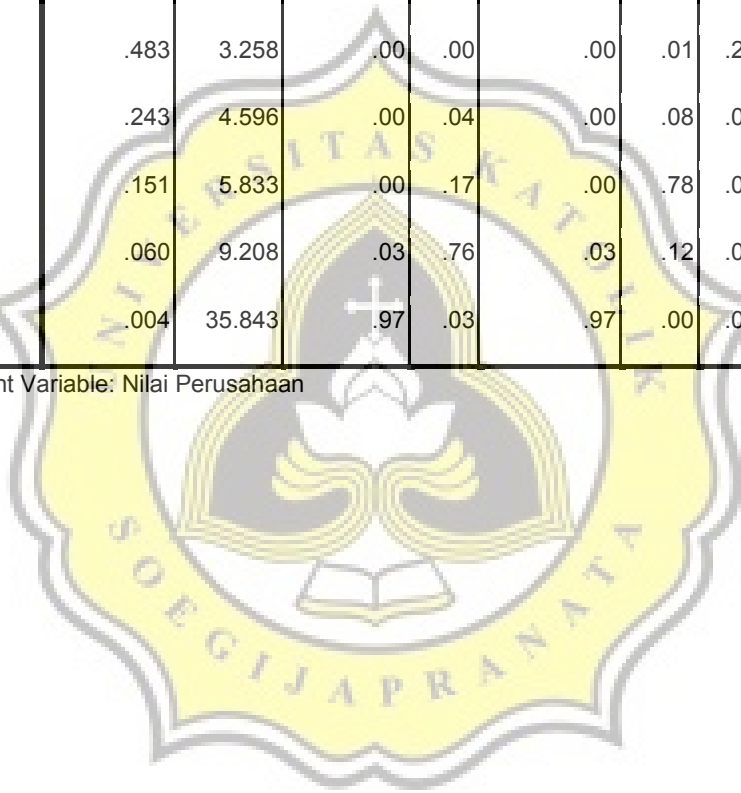
Model		Unstandardized Coefficients		Standardized Coefficients		Sig.	Collinearity Statistics	
		B	Std. Error	Beta	t		Tolerance	VIF
1	(Constant)	.498	.361		1.379	.170		
	Umur	.012	.006	.110	2.006	.047	.942	1.062
	Ukuran Perusahaan	-.030	.026	-.072	-1.154	.250	.738	1.356
	SKMA	.003	.001	.121	2.103	.037	.863	1.159
	ROA	.026	.004	.373	6.670	.000	.910	1.099
	HUTANG	-.923	.072	-.721	-12.793	.000	.898	1.114
	Kualitas Audit	.207	.080	.172	2.579	.011	.642	1.559

a. Dependent Variable: Nilai Perusahaan

Collinearity Diagnostics^a

Model	Dimension	Eigenvalue	Condition Index	Variance Proportions						
				(Constant)	Umur	Ukuran Perusahaan	SKMA	ROA	HUTAN G	Kualitas Audit
1	1	5.130	1.000	.00	.00	.00	.01	.01	.01	.01
	2	.929	2.350	.00	.00	.00	.00	.68	.05	.02
	3	.483	3.258	.00	.00	.00	.01	.27	.14	.42
	4	.243	4.596	.00	.04	.00	.08	.03	.64	.33
	5	.151	5.833	.00	.17	.00	.78	.01	.05	.02
	6	.060	9.208	.03	.76	.03	.12	.00	.11	.00
	7	.004	35.843	.97	.03	.97	.00	.00	.00	.20

a. Dependent Variable: Nilai Perusahaan



Residuals Statistics^a

	Minimum	Maximum	Mean	Std. Deviation	N
Predicted Value	.4716	3.6036	1.1681	.44647	164
Std. Predicted Value	-1.560	5.455	.000	1.000	164
Standard Error of Predicted Value	.047	.199	.081	.026	164
Adjusted Predicted Value	.4531	3.8555	1.1653	.45269	164
Residual	-.81063	1.66858	.00000	.40207	164
Std. Residual	-1.979	4.073	.000	.981	164
Stud. Residual	-2.265	4.320	.003	1.015	164
Deleted Residual	-1.06254	1.87689	.00279	.43052	164
Stud. Deleted Residual	-2.296	4.587	.008	1.030	164
Mahal. Distance	1.196	37.650	5.963	5.416	164
Cook's Distance	.000	.333	.011	.037	164
Centered Leverage Value	.007	.231	.037	.033	164

a. Dependent Variable: Nilai Perusahaan