

LAMPIRAN



A. DATA ANGKET PENELITIAN

1. Data Kasar

2. Uji Validitas dan Reliabilitas



x1	x2	x3	x4	x5	x6	x7	x8	x9	x10	x11	x12	x13	x14	x15	x16	x17	x18	x19	x20
3	2	2	2	2	3	3	2	3	2	3	2	2	3	2	2	3	3	2	3
3	2	3	2	2	4	3	4	3	3	4	2	1	3	1	3	2	3	1	3
4	2	3	1	3	3	3	2	1	4	4	2	1	3	1	1	3	4	1	1
4	3	3	1	1	2	3	2	3	4	1	2	1	4	2	4	2	1	1	2
3	3	2	2	2	3	3	3	2	2	4	2	2	4	2	3	2	3	2	3
4	1	1	1	1	4	4	4	1	3	4	1	1	2	3	4	1	4	4	2
3	1	1	1	1	2	1	4	1	4	1	1	1	2	1	4	1	1	1	2
3	1	1	1	1	3	1	4	1	2	1	1	1	3	1	4	1	1	1	3
4	1	1	1	1	4	4	4	1	4	1	1	1	2	1	4	1	4	1	3
3	2	2	2	2	3	3	3	2	3	2	2	2	3	2	3	2	3	2	2
4	2	2	2	2	3	3	3	2	2	2	2	2	2	1	4	3	3	2	2
3	2	3	1	1	4	3	3	2	3	3	2	1	3	2	2	2	3	2	2
3	2	1	1	1	4	3	4	1	4	2	2	1	3	2	3	2	3	1	3
3	1	3	2	1	4	3	4	2	2	1	1	2	3	2	4	3	3	1	3
4	3	3	2	1	4	2	4	3	3	1	1	1	4	1	1	1	4	1	2
4	2	1	1	1	3	3	3	1	2	2	2	1	3	2	2	1	2	2	3
4	1	3	1	1	3	3	4	3	3	1	1	1	2	1	1	1	4	1	2
2	2	2	2	2	3	3	3	2	2	2	2	2	4	2	2	2	3	2	3
3	1	2	1	2	4	3	4	2	4	4	3	2	3	1	2	1	4	1	2
3	2	2	2	2	4	3	3	2	3	2	2	2	3	2	2	2	3	2	3
4	3	2	1	3	3	3	4	3	2	4	3	2	3	3	3	2	2	1	3
3	3	2	1	2	3	3	4	2	4	1	2	2	3	2	3	2	3	2	2
4	3	2	1	2	4	3	2	3	3	2	3	1	3	3	3	3	3	1	3
4	1	3	2	2	3	4	2	3	2	3	1	1	4	1	3	3	4	1	3
3	2	2	2	2	2	3	3	2	3	3	2	2	3	2	3	2	3	2	3
4	3	2	1	2	4	4	3	3	2	4	2	1	3	2	3	2	2	1	3
4	1	3	1	2	3	3	2	3	2	1	1	1	3	1	2	2	4	1	2
4	1	2	2	2	3	3	2	2	4	2	2	1	3	3	2	2	3	2	3
3	2	2	2	2	3	3	3	2	3	3	2	2	3	2	3	2	3	2	3
4	2	2	2	2	3	3	3	2	3	3	2	2	4	2	3	2	3	2	3
3	2	2	1	2	4	4	3	2	4	1	2	2	3	2	4	2	2	1	4
4	1	2	2	2	4	3	3	2	3	1	2	2	3	2	2	2	3	2	2
4	2	3	2	1	4	3	3	3	4	4	1	1	4	2	2	3	3	1	2

	x21	x22	x23	x24	x25	x26	x27	x28	x29	x30	x31	x32	x33	x34	x35	x36	x37	x38	x39	x40
1	2	3	2	3	2	3	2	3	2	2	2	3	2	2	2	2	2	3	2	2
2	3	3	2	3	1	2	3	3	1	1	2	4	2	1	1	2	1	4	4	4
3	2	3	1	2	1	4	2	4	1	1	1	2	4	1	1	1	1	4	2	1
4	3	3	1	2	3	2	2	3	2	2	1	3	3	1	1	4	3	3	2	4
5	3	3	2	3	3	3	3	3	3	2	2	3	2	3	2	3	2	3	3	2
6	3	1	1	4	1	4	1	4	1	4	1	4	1	1	4	1	1	4	4	4
7	2	1	1	4	1	1	1	2	1	1	1	4	1	1	1	1	1	4	4	4
8	2	1	1	4	1	1	1	2	1	1	2	3	1	1	1	1	2	4	4	1
9	1	4	1	3	1	1	1	2	1	1	1	4	1	1	1	1	1	4	3	4
0	2	2	3	2	2	2	2	3	2	3	2	3	2	2	2	3	2	3	3	3
1	3	3	2	3	2	2	2	2	2	2	2	3	3	2	2	2	1	3	2	2
2	3	3	3	3	2	3	2	3	2	3	2	2	2	2	2	3	3	3	3	2
3	3	3	3	2	2	3	2	3	4	3	3	3	3	2	2	4	1	4	3	2
4	3	3	3	3	2	2	2	3	3	1	3	3	3	2	2	2	2	4	2	3
5	1	2	4	3	3	1	3	4	2	1	1	2	1	2	1	3	1	4	2	3
6	3	3	2	4	2	3	2	3	2	2	3	3	2	1	2	1	1	3	2	3
7	1	2	4	2	3	1	3	4	2	1	2	2	1	2	1	3	1	4	2	3
8	3	2	2	2	2	2	2	3	1	3	3	3	2	2	3	1	2	3	2	2
9	2	2	2	3	3	1	3	3	2	2	1	2	3	2	4	1	2	3	2	2
0	3	2	2	2	2	2	2	3	1	3	3	3	2	2	3	1	2	3	2	2
1	3	2	2	3	3	2	2	3	2	2	3	3	3	2	3	3	2	3	3	2
2	2	2	2	2	3	2	2	2	2	3	2	2	2	3	3	3	2	4	3	3
3	3	2	4	2	3	2	2	3	2	1	2	3	3	1	2	2	2	4	2	3
4	3	2	2	2	2	3	3	2	2	2	2	2	2	2	2	2	2	3	3	2
5	2	2	3	3	2	3	3	2	3	3	2	3	2	2	3	3	2	3	3	2
6	3	3	2	4	2	1	3	3	2	1	1	2	2	1	2	3	2	3	2	2
7	3	3	2	4	2	2	2	3	2	2	3	3	3	2	1	2	2	4	3	2
8	2	3	1	2	2	2	2	3	2	2	3	3	2	2	1	2	2	3	2	1
9	3	2	3	4	2	2	2	3	2	2	3	2	2	2	3	3	2	3	3	3
0	3	2	2	2	2	2	2	3	2	2	3	2	2	2	3	3	2	3	2	3
1	2	2	2	2	2	2	1	4	2	3	2	3	2	2	1	3	2	3	2	3
2	3	3	2	3	3	2	2	4	3	2	3	3	2	3	3	2	2	3	2	3
3	3	2	1	4	2	3	3	3	3	2	2	3	2	2	2	2	1	3	2	2

	x41	x42	x43	x44	x45	x46	x47	x48	x49	x50	x51	x52
1	2	3	3	2	2	2	2	3	2	3	2	3
2	1	4	1	2	2	3	1	4	1	3	2	3
3	2	4	1	1	1	1	1	2	1	4	3	2
4	2	3	2	1	2	2	1	4	2	4	2	2
5	2	3	3	2	2	3	2	3	3	3	2	4
6	1	4	1	1	1	1	1	4	1	3	1	4
7	1	4	4	1	1	1	1	2	1	4	1	2
8	1	1	1	1	1	1	1	4	1	2	1	4
9	1	1	1	1	1	1	1	4	1	4	3	2
10	2	3	3	3	3	2	2	3	3	3	3	4
11	2	3	2	2	2	3	3	3	2	3	2	2
12	2	3	2	2	3	2	3	3	2	3	2	3
13	1	4	1	1	1	1	1	4	1	4	1	2
14	1	4	1	2	1	1	1	4	2	3	1	3
15	2	4	2	1	2	3	2	4	1	3	2	4
16	1	3	3	2	2	1	2	3	1	3	2	2
17	2	4	2	1	2	3	2	4	1	2	2	2
18	2	2	3	2	2	2	2	3	2	3	2	3
19	2	3	2	3	2	2	3	4	2	2	2	4
20	2	2	3	2	2	2	2	3	2	3	2	2
21	2	3	2	1	2	1	2	3	2	3	3	3
22	2	2	3	1	2	2	2	4	2	3	2	3
23	2	4	1	1	2	2	1	3	2	3	2	3
24	1	3	2	3	2	2	2	3	3	4	2	3
25	2	3	3	3	2	3	2	3	2	3	2	4
26	2	3	1	3	2	2	2	3	2	3	2	3
27	2	3	2	1	2	2	1	2	2	4	2	3
28	2	3	2	1	2	2	2	3	2	3	2	2
29	2	2	2	2	2	2	2	2	2	4	2	2
30	2	2	2	2	2	2	2	3	2	3	2	3
31	1	4	1	2	2	2	1	4	2	3	2	3
32	2	3	2	3	2	2	2	3	3	4	2	3
33	2	3	2	1	1	3	1	3	3	3	2	4

ANGKET KONFORMITAS

Item-total Statistics

	Scale Mean if Item Deleted	Scale Variance if Item Deleted	Corrected Item-Total Correlation	Alpha if Item Deleted
	117.5152	107.3826	-.1079 *	.7603
	119.1212	99.9848	.3991	.7520
	118.8788	101.7973	.2957	.7561
	119.5152	102.1951	.3883	.7549
	119.3030	101.9678	.3490	.7552
	117.6667	104.2917	.1312 *	.7618
	118.0000	100.1250	.4438	.7513
	117.8485	110.1326	-.2691 *	.7769
	118.8788	99.6098	.4253	.7510
0	118.0303	109.5928	-.2248 *	.7765
1	118.6667	96.8542	.3486	.7525
2	119.2121	100.6723	.4490	.7519
3	119.5455	101.4432	.4652	.7529
4	117.9394	101.6212	.3619	.7545
5	119.2121	100.5473	.4195	.7522
6	118.2424	109.9394	-.2230 *	.7793
7	119.0303	100.6553	.3872	.7530
8	118.0606	102.3712	.1899 *	.7602
9	119.4848	102.9451	.2251 *	.7587
10	118.4242	105.4394	.0493 *	.7642
11	118.4848	100.5701	.4052	.7525
12	118.6061	104.4337	.1047 *	.7629
13	118.8485	99.6951	.3275	.7540
14	118.1515	110.8201	-.2995 *	.7790
15	118.9091	99.0052	.5103	.7487
16	118.8485	100.8201	.2940	.7557
17	118.8788	99.7348	.4838	.7500
18	118.0303	103.9053	.1639 *	.7607
19	119.0303	98.5928	.5058	.7480
20	119.0000	99.5000	.3778	.7521
21	118.9091	102.5227	.2149 *	.7590
22	118.1818	110.0909	-.3044 *	.7753
23	118.8788	101.6723	.2827	.7564
24	119.2121	99.5473	.5455	.7489
25	118.9697	97.2803	.4591	.7476
26	118.7879	97.1723	.4598	.7475
27	119.2727	102.5170	.3089	.7564
28	117.6061	111.8712	-.5411 *	.7777
29	118.4242	110.5019	-.3066 *	.7771
30	118.4545	107.5057	-.1012 *	.7727
31	119.3030	102.2178	.4241	.7546
32	117.9697	103.8428	.1087 *	.7636
33	119.0000	105.5000	.0147 *	.7674
34	119.2727	99.6420	.4090	.7514
35	119.1818	100.7784	.5079	.7514
36	119.0606	99.9962	.4220	.7515
37	119.3030	101.6553	.3409	.7550
38	117.7576	107.1894	-.0868 *	.7690
39	119.1515	97.8201	.6193	.7450
40	117.8182	106.9034	-.0668 *	.7674
41	119.0303	104.0303	.1969 *	.7598
42	118.0909	101.7102	.2684 *	.7569

Reliability Coefficients

N of Cases = 33.0

N of Items = 52

Alpha = .7627

ANGKET KONFORMITAS

Item-total Statistics


	Scale Mean if Item Deleted	Scale Variance if Item Deleted	Corrected Item- Total Correlation	Alpha if Item Deleted
1	59.4242	102.8769	.4527	.8869
2	58.1818	104.3409	.3790	.8863
3	58.8182	105.7784	.4006	.8881
4	58.6061	104.3087	.4654	.8869
5	57.3030	105.1553	.3409	.8890
6	58.1818	102.3409	.4897	.8861
11	57.9697	100.4678	.3493	.8922
12	58.5152	103.3826	.5308	.8857
13	58.8485	104.8826	.4904	.8868
14	57.2424	103.8769	.4807	.8865
15	58.5152	105.0076	.3595	.8886
17	58.3333	102.8542	.4971	.8860
21	57.7879	104.2348	.4065	.8878
23	58.1515	103.4451	.3231	.8904
25	58.2121	101.9223	.5720	.8846
26	58.1515	105.1951	.2531 *	.8916
27	58.1818	102.4659	.5571	.8850
29	58.3333	102.7292	.4714	.8865
30	58.3030	104.2803	.3100	.8903
33	58.1818	103.7784	.3909	.8881
34	58.5152	103.0701	.5573	.8853
35	58.2727	101.7045	.4142	.8881
36	58.0909	100.8977	.4542	.8871
37	58.5758	104.5644	.4535	.8871
41	58.6061	104.3087	.5970	.8856
44	58.5758	102.6269	.4546	.8868
45	58.4848	103.5701	.5931	.8852
46	58.3636	103.1761	.4574	.8868
47	58.6061	103.6837	.4727	.8866
49	58.4545	100.5057	.6928	.8823

Reliability Coefficients

N of Cases = 33.0

N of Items = 30

Alpha = .8906



ANGKET KONFORMITAS

Item-Total Statistics


	Scale Mean if Item Deleted	Scale Variance if Item Deleted	Corrected Item-Total Correlation	Alpha if Item Deleted
1	56.2727	97.9545	.4570	.8879
2	56.0303	99.4053	.3821	.8894
3	56.6667	100.8542	.4006	.8892
4	56.4545	99.4432	.4632	.8880
5	55.1515	100.5076	.3205	.8905
6	56.0303	97.0928	.5182	.8865
7	55.8182	96.4034	.3155	.8940
8	56.3636	98.4261	.5385	.8866
9	56.6970	99.8428	.5044	.8876
10	55.0909	99.0227	.4784	.8876
11	56.3636	100.3636	.3386	.8901
12	56.1818	98.3409	.4708	.8876
13	55.6364	99.6761	.3809	.8894
14	56.0000	98.1875	.3448	.8911
15	56.0606	96.6837	.6035	.8850
16	56.0303	97.4678	.5693	.8858
17	56.1818	97.9659	.4647	.8877
18	56.1515	99.9451	.2752	.8923
19	56.0303	99.1553	.3728	.8897
20	56.3636	98.1136	.5656	.8861
21	56.1212	97.0473	.4039	.8896
22	55.9394	95.8712	.4661	.8880
23	56.4242	99.5019	.4683	.8879
24	56.4545	99.2557	.6153	.8864
25	56.4242	97.6269	.4646	.8877
26	56.3333	98.4792	.6147	.8858
27	56.2121	98.0473	.4768	.8875
28	56.4545	98.5682	.4922	.8873
29	56.3030	95.6553	.6969	.8832

Reliability Coefficients

N of Cases = 33.0

N of Items = 29

Alpha = .8916



B. DATA ALAT TES PENELITIAN

1. Data TKV

2. Uji Reliabilitas



	y1	y2	y3	y4	y5	y6	kreatif
1	51.07	58.10	56.58	52.09	46.84	61.80	326.48
2	49.60	54.65	56.58	52.09	43.94	59.32	316.18
3	48.12	33.95	30.27	52.09	32.34	44.44	241.21
4	39.26	47.75	50.00	52.09	46.84	46.92	282.86
5	51.07	59.83	59.86	52.09	58.43	49.40	330.68
6	61.41	61.55	66.44	52.09	41.04	56.84	339.37
7	30.41	35.67	33.56	52.09	49.74	39.48	240.95
8	43.69	35.67	33.56	52.09	23.64	39.48	228.13
9	30.41	32.22	36.85	52.09	46.84	39.48	237.89
0	37.79	46.03	33.56	52.09	61.33	54.36	285.16
1	45.17	33.95	43.42	52.09	43.94	32.03	250.60
2	62.88	54.65	46.71	52.09	58.43	49.40	324.16
3	45.17	35.67	50.00	52.09	64.23	61.80	308.96
4	49.60	51.20	53.29	52.09	55.53	51.88	313.59
5	40.74	51.20	53.29	52.09	52.64	64.28	314.24
6	45.17	49.48	43.42	52.09	38.14	49.40	277.70
7	43.69	51.20	53.29	52.09	46.84	34.52	281.63
8	56.98	61.55	66.44	52.09	72.93	79.17	389.16
9	61.41	54.65	63.15	52.09	61.33	64.28	356.91
0	64.36	70.18	63.15	52.09	58.43	61.80	370.01
1	36.31	58.10	40.14	52.09	49.74	37.00	273.38
2	64.36	49.48	36.85	52.09	49.74	49.40	301.92
3	52.55	63.28	59.86	52.09	61.33	44.44	333.55
4	58.45	59.83	63.15	52.09	58.43	51.88	343.83
5	40.74	42.58	46.71	52.09	46.84	46.92	275.88
6	52.55	49.48	53.29	52.09	46.84	51.88	306.13
7	71.74	66.73	56.58	52.09	55.53	54.36	357.03
8	52.55	39.13	46.71	52.09	38.14	51.88	280.50
9	43.69	49.48	50.00	52.09	46.84	44.44	286.54
0	49.60	49.48	53.29	52.09	46.84	41.96	293.26
1	54.03	49.48	50.00	52.09	49.74	44.44	299.78
2	54.03	44.30	50.00	52.09	58.43	41.96	300.81
3	61.41	49.48	50.00	52.09	38.14	49.40	300.52

	z1	z2	z3	z4	z5	z6	total
1	51.31	56.78	57.47	52.00	50.55	60.20	328.31
2	49.82	55.08	57.47	42.10	44.49	60.20	309.16
3	48.32	34.75	31.19	35.50	32.38	44.04	226.18
4	39.36	46.61	50.90	38.80	44.49	44.04	264.20
5	51.31	60.17	57.47	61.90	59.64	49.43	339.92
6	60.28	61.86	67.32	52.00	41.47	54.81	337.74
7	30.40	34.75	34.47	42.10	44.49	38.66	224.87
8	43.84	36.44	31.19	48.70	23.29	38.66	222.12
9	30.40	33.05	34.47	28.90	47.52	35.97	210.31
10	37.87	46.61	34.47	58.60	53.58	54.81	285.94
11	45.34	33.05	44.33	48.70	44.49	35.97	251.88
12	63.27	55.08	47.61	65.20	56.61	49.43	337.20
13	43.84	36.44	50.90	52.00	62.66	60.20	306.04
14	48.32	51.69	54.18	52.00	56.61	54.81	317.61
15	40.85	51.69	54.18	58.60	50.55	63.58	321.45
16	45.34	50.00	41.04	52.00	38.44	49.43	276.25
17	43.84	51.69	54.18	45.40	47.52	35.97	278.60
18	57.29	61.86	67.32	55.30	74.78	73.66	390.21
19	60.28	55.08	60.75	58.60	62.66	65.58	362.95
20	66.25	68.64	64.04	58.60	59.64	68.27	385.44
21	36.37	58.47	44.33	35.50	50.55	35.97	261.19
22	61.77	48.31	37.76	75.10	50.55	49.43	322.92
23	54.30	63.56	57.47	38.80	62.66	44.04	320.83
24	58.78	60.17	57.47	45.40	59.64	52.12	333.58
25	40.85	39.83	44.33	61.90	30.55	46.74	284.20
26	52.81	48.31	54.18	42.10	47.52	49.43	294.35
27	72.23	66.95	60.75	61.90	59.64	52.12	373.59
28	52.81	39.83	44.33	55.30	41.47	54.81	288.55
29	43.84	50.00	50.90	42.10	44.49	44.04	275.37
30	49.82	50.00	54.18	42.10	47.52	41.35	284.97
31	54.30	50.00	47.61	48.70	47.52	44.04	292.17
32	52.81	43.22	50.90	42.10	53.58	41.35	283.96
33	61.77	50.00	50.90	52.00	38.44	54.81	307.92

Subyek	Rater		E Xs	E Xs ²
	I	II		
1	326,48	328,31	654,79	214.376,6465
2	316,18	309,16	625,34	195.549,6980
3	241,21	226,18	467,39	109.339,6565
4	282,86	264,20	547,06	149.811,4196
5	330,68	339,92	670,60	224.894,8688
6	339,37	337,74	677,11	229.240,3045
7	240,95	224,87	465,82	108.623,4194
8	228,13	222,12	450,25	101.380,5913
9	237,89	210,31	448,20	100.821,9482
10	285,16	285,94	571,10	163.077,9092
11	250,60	251,88	502,48	126.243,8944
12	324,16	337,20	661,36	218.783,5456
13	308,96	306,04	615,00	189.116,7632
14	313,59	317,61	631,20	199.214,8002
15	314,24	321,45	635,69	202.076,8801
16	277,70	276,25	553,95	153.431,3525
17	281,63	278,60	560,23	156.933,4169
18	389,16	390,21	779,37	303.709,3497
19	356,91	362,95	719,86	259.117,4506
20	370,01	385,44	755,45	285.471,3937
21	273,38	261,19	534,57	142.956,8405
22	301,92	322,92	624,84	195.433,0128
23	333,55	320,83	654,38	214.187,4914
24	343,83	333,58	677,41	229.494,6853
25	275,88	284,20	560,08	156.879,4144
26	306,13	294,35	600,48	180.357,4994
27	357,03	373,57	730,60	267.024,9658
28	280,50	288,55	569,05	161.941,3525
29	286,54	275,37	561,91	157.933,8085
30	293,26	284,97	578,23	167.209,3285
31	299,78	292,17	591,95	175.231,3573
32	300,81	283,96	584,77	171.119,9377
33	300,52	307,92	608,44	185.126,9968
N = 33				
E X t	9.969	9.899,98	X = 19.868,98	
E X t ²	3.059.989,155	3.036.137,788	X ² = 6.096.126,943	

Jumlah Kuadrat Total

$$JKT = 3.059.989,155 + 3.036.137,788 - \frac{19.868,98^2}{2 \cdot 33} = 114.666,8484$$

$$db T = 2 \cdot 33 - 1 = 65$$

Jumlah Kuadrat Antar Raters

$$JKt = \frac{9.969^2 + 9.899,98^2}{33} - \frac{19.868,98^2}{2 \cdot 33} = 72,1782$$

$$dbt = 2 - 1 = 1$$

Jumlah Kuadrat Antar Subjek

$$JKt = \frac{12.187.954,2996}{2} - \frac{19.868,98^2}{2 \cdot 33} = 112.517,0552$$

$$dbst = 33 - 1 = 32$$

Jumlah Kuadrat Residu

$$JKts = 114.666,8484 - 72,1782 - 112.517,0552 = 2.077,615$$

$$dbts = dbt \times dbs = 32$$

Variasi	JK	db	MK
Total	114.666,8484	65	-
Raters	72,1782	1	-
Subyek	112.517,0552	32	3.516,1579
Residu	2.077,6150	32	64,9255

Koefisien Reliabilitas Seorang Rater :

$$r_{ii'} = \frac{3.516,1579 - 64,9255}{3.516,1579 + (2 - 1) (64,9255)} = \frac{3.451,2324}{3.646,0089} = 0,9466$$

Koefisien Reliabilitas Rata-rata Rating dari 2 Raters

$$r_{kk'} = \frac{3.516,1579 - 64,9255}{3.516,1579} = 0,9815$$



C. DATA PENELITIAN



x1	x2	x3	x4	x5	x6	x7	x8	x9	x10	x11	x12	x13	x14	x15	x16	x17	x18	x19	x20
3	2	2	2	2	3	2	3	3	2	2	2	2	3	2	2	2	2	2	2
3	2	3	2	2	3	1	3	4	2	1	1	3	2	1	2	1	3	2	2
3	2	3	1	3	3	1	1	4	2	1	1	2	3	1	1	1	2	1	4
4	3	3	1	1	3	1	3	1	2	2	2	2	2	3	4	2	3	1	3
4	3	2	2	2	3	2	2	4	2	2	2	3	2	3	3	3	3	2	2
2	1	1	1	1	4	1	1	4	1	4	3	1	1	1	1	1	3	1	1
2	1	1	1	1	1	1	1	1	1	1	1	1	1	1	1	1	2	1	1
3	1	1	1	1	1	1	1	1	1	1	1	1	1	1	1	1	2	1	1
2	1	1	1	1	4	1	1	1	1	1	1	1	1	1	1	1	1	1	1
3	2	2	2	2	3	2	2	2	2	3	2	2	2	2	3	2	2	3	2
2	2	2	2	2	3	2	2	2	2	2	1	2	3	2	2	2	3	2	3
3	2	3	1	1	3	1	2	3	2	3	2	2	2	2	3	2	3	3	2
3	2	1	1	1	3	1	1	2	2	3	2	2	2	2	4	4	3	3	3
3	1	3	2	1	3	2	2	1	1	1	2	2	3	2	2	3	3	3	3
4	3	3	2	1	2	1	3	1	1	1	1	3	1	3	3	2	1	4	1
3	2	1	1	1	3	1	1	2	2	2	2	2	1	2	1	2	3	2	2
2	1	3	1	1	3	1	3	1	1	1	1	3	1	3	3	2	1	4	1
4	2	2	2	2	3	2	2	2	2	3	2	2	2	2	1	1	3	2	2
3	1	2	1	2	3	2	2	4	3	2	1	3	1	3	1	2	2	2	3
3	2	2	2	2	3	2	2	2	2	3	2	2	2	2	1	1	3	2	2
3	3	2	1	3	3	2	3	4	3	2	3	2	2	3	3	2	3	2	3
3	3	2	1	2	3	2	2	1	2	3	2	2	2	3	3	2	2	2	2
3	3	2	1	2	3	1	3	2	3	1	3	2	3	3	2	2	3	4	3
4	1	3	2	2	4	1	3	3	1	2	1	3	3	2	2	2	3	2	2
3	2	2	2	2	3	2	2	3	2	3	2	3	2	2	3	3	2	3	2
3	3	2	1	2	4	1	3	4	2	1	2	3	2	2	3	2	3	2	2
3	1	3	1	2	3	1	3	1	1	2	1	2	2	2	2	2	3	2	3
3	1	2	2	2	3	1	2	2	2	2	3	2	2	2	2	2	2	1	2
3	2	2	2	2	3	2	2	3	2	2	2	2	2	2	3	2	3	3	2
4	2	2	2	2	3	2	2	3	2	2	2	2	2	2	3	2	3	3	2
3	2	2	1	2	4	2	2	1	2	3	2	1	2	2	3	2	2	2	2
3	1	2	2	2	3	2	2	1	2	2	2	2	2	3	2	3	3	2	2
4	2	3	2	1	3	1	3	4	1	2	2	3	3	2	2	3	3	1	2

	x21	x22	x23	x24	x25	x26	x27	x28	x29	y1	y2	y3	y4	y5	y6	konform
	2	2	2	2	2	2	2	2	2	51.07	58.10	56.58	52.09	46.84	61.80	63
	3	1	1	1	1	2	2	1	1	49.60	54.65	56.58	52.09	43.94	59.32	56
1	1	1	1	1	2	1	1	1	1	48.12	33.95	30.27	52.09	32.34	44.44	50
1	2	1	1	3	2	1	2	1	2	39.26	47.75	50.00	52.09	46.84	46.92	61
1	3	3	2	2	2	2	2	2	3	51.07	59.83	59.86	52.09	58.43	49.40	72
5	1	1	4	1	1	1	1	1	1	61.41	61.55	66.44	52.09	41.04	56.84	46
7	1	1	1	1	1	1	1	1	1	30.41	35.67	33.56	52.09	49.74	39.48	31
8	1	1	1	2	1	1	1	1	1	43.69	35.67	33.56	52.09	23.64	39.48	33
9	1	1	1	1	1	1	1	1	1	30.41	32.22	36.85	52.09	46.84	39.48	33
0	2	2	2	2	2	3	3	2	3	37.79	46.03	33.56	52.09	61.33	54.36	66
1	3	2	2	1	2	2	2	3	2	45.17	33.93	43.42	52.09	43.94	32.03	62
2	2	2	2	3	2	2	3	3	2	62.88	54.65	46.71	52.09	58.43	49.40	66
3	1	2	2	1	1	1	1	1	1	45.17	35.67	50.00	52.09	64.23	61.80	56
4	1	2	2	2	1	2	1	1	2	49.60	51.20	53.29	52.09	55.53	51.88	57
5	3	2	1	1	2	1	2	2	1	40.74	51.20	53.29	52.09	52.64	64.28	56
6	1	1	2	1	1	2	2	2	1	45.17	49.48	43.42	52.09	38.14	49.40	49
7	3	2	1	1	2	1	2	2	1	43.69	51.20	53.29	52.09	46.84	34.52	52
8	2	2	3	2	2	2	2	2	2	56.98	61.55	66.44	52.09	72.93	79.17	62
9	2	2	4	2	2	3	2	3	2	61.41	54.65	63.15	52.09	61.33	64.28	65
10	2	2	3	2	2	2	2	2	2	64.36	70.18	63.15	52.09	58.43	61.80	61
11	1	2	3	2	2	1	2	2	2	36.31	58.10	40.14	52.09	49.74	37.00	69
12	2	3	3	2	2	1	2	2	2	64.36	49.48	36.85	52.09	49.74	49.40	63
13	2	1	2	2	2	1	2	1	2	52.55	63.28	59.86	52.09	61.33	44.44	64
14	2	2	2	2	1	3	2	2	3	58.45	59.83	63.15	52.09	58.43	51.88	65
15	3	2	3	2	2	3	2	2	2	40.74	42.58	46.71	52.09	46.84	46.92	69
16	2	1	2	2	2	3	2	2	2	52.55	49.48	53.29	52.09	46.84	51.88	65
17	2	2	1	2	2	1	2	1	2	71.74	66.73	56.58	52.09	55.53	54.36	55
18	2	2	1	2	2	1	2	2	2	52.55	39.13	46.71	52.09	38.14	51.88	56
19	2	2	3	2	2	2	2	2	2	43.69	49.48	50.00	52.09	46.84	44.44	65
20	2	2	3	2	2	2	2	2	2	49.60	49.48	53.29	52.09	46.84	41.96	66
21	2	2	1	2	1	2	2	1	2	34.03	49.48	50.00	52.09	49.74	44.44	57
22	2	3	3	2	2	3	2	2	3	54.03	44.30	50.00	52.09	58.43	41.96	65
23	3	2	2	1	2	1	1	1	3	61.41	49.48	50.00	52.09	38.14	49.40	63

	kreatif
1	326.48
2	316.18
3	241.21
4	282.86
5	330.68
6	339.37
7	240.95
8	228.13
9	237.89
10	285.16
11	250.60
12	324.16
13	308.96
14	313.59
15	314.24
16	277.70
17	281.63
18	389.16
19	356.91
20	370.01
21	273.38
22	301.92
23	333.55
24	343.83
25	275.88
26	306.13
27	357.03
28	280.50
29	286.54
30	293.26
31	299.78
32	300.81
33	300.52



**D. HASIL ANALISIS
KORELASI PRODUCT MOMENT**



	KONFORM	KREATIF
KONFORM	1.0000 (33) P= .	.4881 (33) P= .002
KREATIF	.4881 (33) P= .002	1.0000 (33) P= .

(Coefficient / (Cases) / 1-tailed Significance)

" . " is printed if a coefficient cannot be computed



The logo of Universitas Stotolik Soegijapranata is a yellow shield-shaped emblem with a scalloped border. Inside the shield, there is a stylized white and grey figure resembling a bird or a flame, with an open book at its base. The text "UNIVERSITAS STOLIK" is written in a semi-circle at the top, and "SOEGIJAPRANATA" is written in a semi-circle at the bottom.

E. UJI ASUMSI

1. Normalitas


2. Linearitas

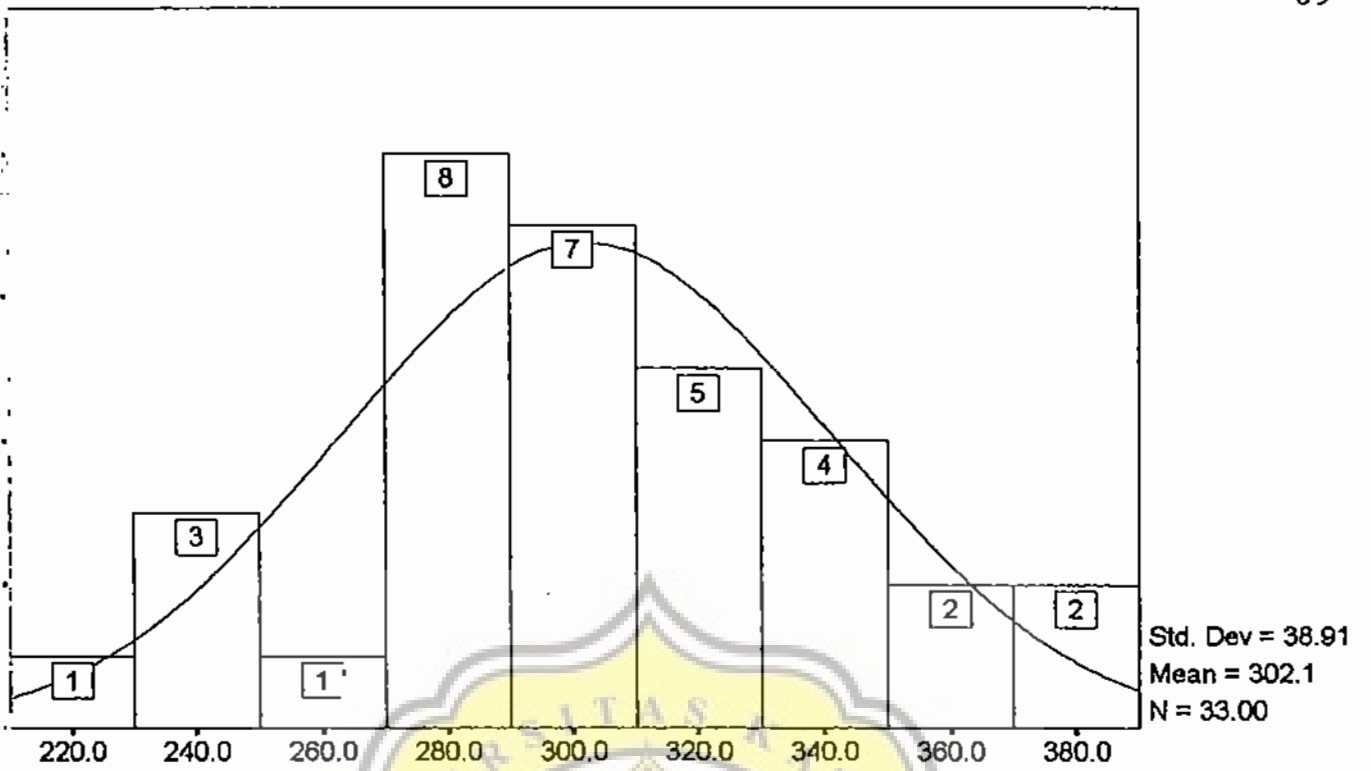
KREATIF Kreativitas

Category	Cases Observed	Expected	Residual
228.13	1	1.00	.00
237.89	1	1.00	.00
240.95	1	1.00	.00
241.21	1	1.00	.00
250.60	1	1.00	.00
273.38	1	1.00	.00
275.88	1	1.00	.00
277.70	1	1.00	.00
280.50	1	1.00	.00
281.63	1	1.00	.00
282.86	1	1.00	.00
285.16	1	1.00	.00
286.54	1	1.00	.00
293.26	1	1.00	.00
299.78	1	1.00	.00
300.52	1	1.00	.00
300.81	1	1.00	.00
301.92	1	1.00	.00
306.13	1	1.00	.00
308.96	1	1.00	.00
313.59	1	1.00	.00
314.24	1	1.00	.00
316.18	1	1.00	.00
324.16	1	1.00	.00
326.48	1	1.00	.00
330.68	1	1.00	.00
333.55	1	1.00	.00
339.37	1	1.00	.00
343.83	1	1.00	.00
356.91	1	1.00	.00
357.03	1	1.00	.00
370.01	1	1.00	.00
389.16	1	1.00	.00
--			
Total	33		

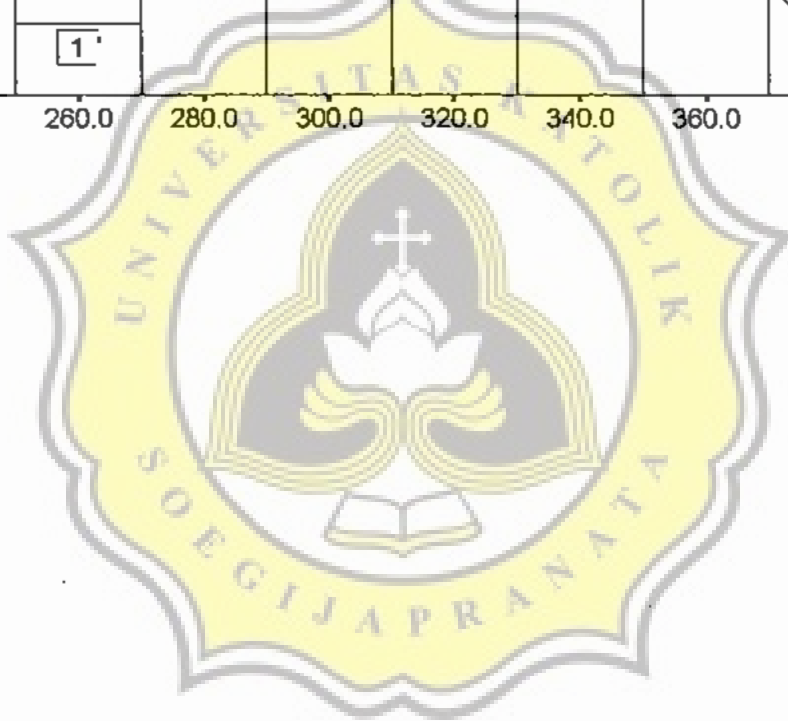
Warning - Chi-Square statistic is questionable here.
 33 cells have expected frequencies less than 5.
 Minimum expected cell frequency is 1.0

Chi-Square .0000 D.F. 32 Significance 1.0000





Kreativitas




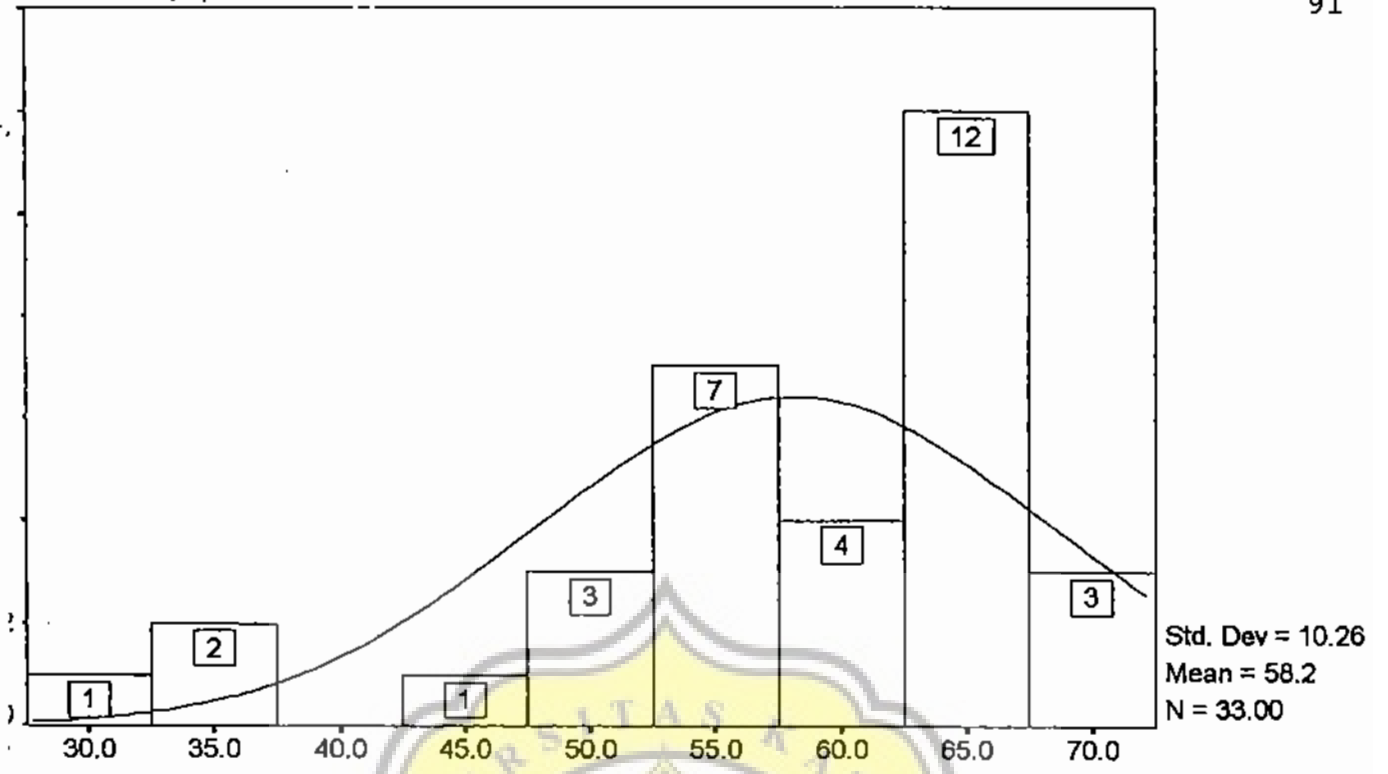
KONFORM Konformitas

Category	Cases		Residual
	Observed	Expected	
31	1	1.94	-.94
33	2	1.94	.06
46	1	1.94	-.94
49	1	1.94	-.94
50	1	1.94	-.94
52	1	1.94	-.94
55	1	1.94	-.94
56	4	1.94	2.06
57	2	1.94	.06
61	2	1.94	.06
62	2	1.94	.06
63	3	1.94	1.06
64	1	1.94	-.94
65	5	1.94	3.06
66	3	1.94	1.06
69	2	1.94	.06
72	1	1.94	-.94
Total		33	


Warning - Chi-Square statistic is questionable here.
 16 cells have expected frequencies less than 5.
 Minimum expected cell frequency is 1.9

Chi-Square	D.F.	Significance
11.8182	16	.7564



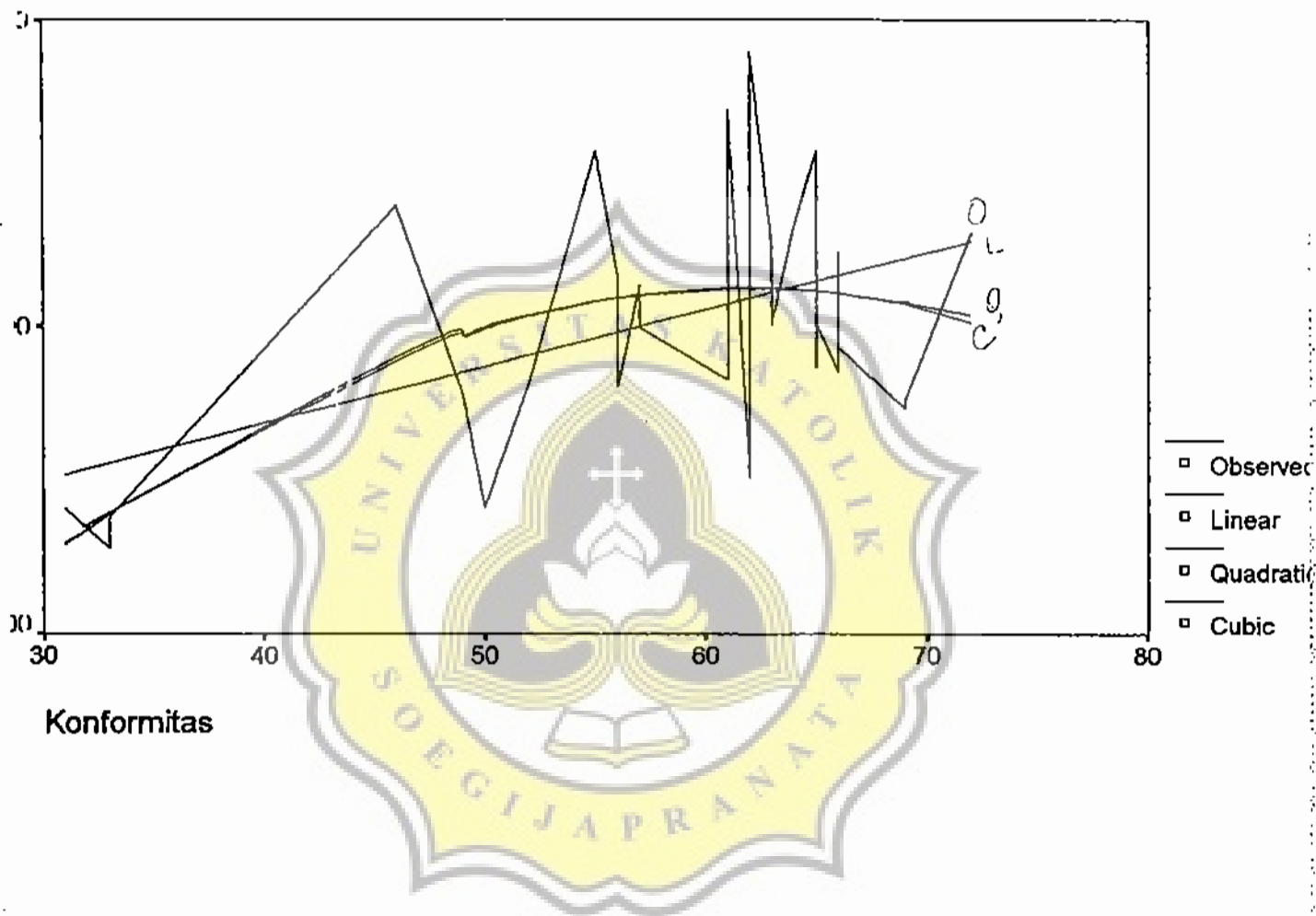


Konformitas



dependent	Mth	Rsq	d.f.	F	Sigf	b0	b1	b2	b3
KREATIF	LIN	.238	31	9.70	.004	194.415	1.8516		
KREATIF	QUA	.314	30	6.85	.004	-19.870	10.7125	-.0864	
KREATIF	CUB	.315	30	6.90	.003	47.0395	6.4404		-.0006

Kreativitas



F. ANGKET PENELITIAN



Petunjuk

- I. Bacalah setiap pertanyaan dan kerjakan dengan sungguh-sungguh.
- II. Jawaban ditulis pada lembar jawaban yang tersedia dengan cara memberi tanda silang (X) pada salah satu pilihan berikut:
 - SS : Sangat Setuju
 - S : Setuju
 - TS : Tidak Setuju
 - STS : Sangat Tidak Setuju
- III. Semua jawaban dianggap benar (tidak ada jawaban yang salah), sejauh jawaban itu sesuai dengan pendapat dan keadaan saudara.
- IV. Jawablah semua pertanyaan, jangan ada yang terlewatkan.

Selamat mengerjakan

1. Saya bersedia meluangkan waktu untuk mendengarkan masalah teman walau badan saya capai
2. Kegagalan saya dalam melakukan sesuatu biasanya disebabkan saya kurang bersungguh sungguh.
3. Saya menganggap diri saya secara fisik kurang menarik.
4. Bila saya datang terlambat, itu disebabkan orang di rumah lalai membangunkan saya.
5. Saya termasuk orang yang memiliki motivasi tinggi.
6. Kalau sedang menonton TV, saya menolak dimintai tolong.
7. Sukses adalah hasil kerja keras, bukan keberuntungan.
8. Saya menganggap pribadi saya tidak terlalu menarik.
9. Prestasi seseorang sering diabaikan tidak peduli betapa pun kerasnya dia berusaha.
10. Saya menganggap diri saya termasuk orang yang enak diajak ngobrol.
11. Kesehatan lebih ditentukan oleh perilaku diri sendiri (pola makan, olah raga) daripada oleh faktor lain (cuaca, lingkungan).
12. Bila tidak menyukai suatu model rambut, maka saya tidak akan mengikuti model tersebut walau pasangan saya memintanya.

13. Saya merasa sering dirugikan oleh orang lain.
14. Saya merasa kurang berhasil dalam pekerjaan saya.
15. Saya dapat mengemukakan pendapat dengan baik.
16. Nasib cukup menentukan hidup saya.
17. Saya merasa malu apabila ada orang yang mengkritik saya.
18. Saya berhati-hati dalam merawat kendaraan sehingga jika teman meminjamnya, saya tidak mengizinkan.
19. Bila saya kekurangan uang, penyebabnya karena saya kurang bisa mengaturnya.
20. Bila saya tidak hadir dalam suatu pertemuan, teman-teman akan mencari saya.
21. Saya merasa apa yang terjadi dalam hidup saya sebagian besar dikendalikan oleh orang lain yang memiliki kekuasaan.
22. Saya takut mengungkapkan pendapat dihadapan orang banyak.
23. Hal yang terjadi dalam hidup saya adalah akibat tindakan saya sendiri.
24. Saya optimis terhadap hari depan saya.
25. Saya merasa kurang diterima diantara teman-teman.
26. Keberhasilan suatu pekerjaan, lebih ditentukan oleh diri saya sendiri daripada orang lain.
27. Saya dapat menempatkan diri dalam berbagai situasi.
28. Banyak sedikitnya teman yang dimiliki tergantung pada kebaikan saya sendiri.
29. Saya merasa kurang yakin dengan kemampuan diri saya.

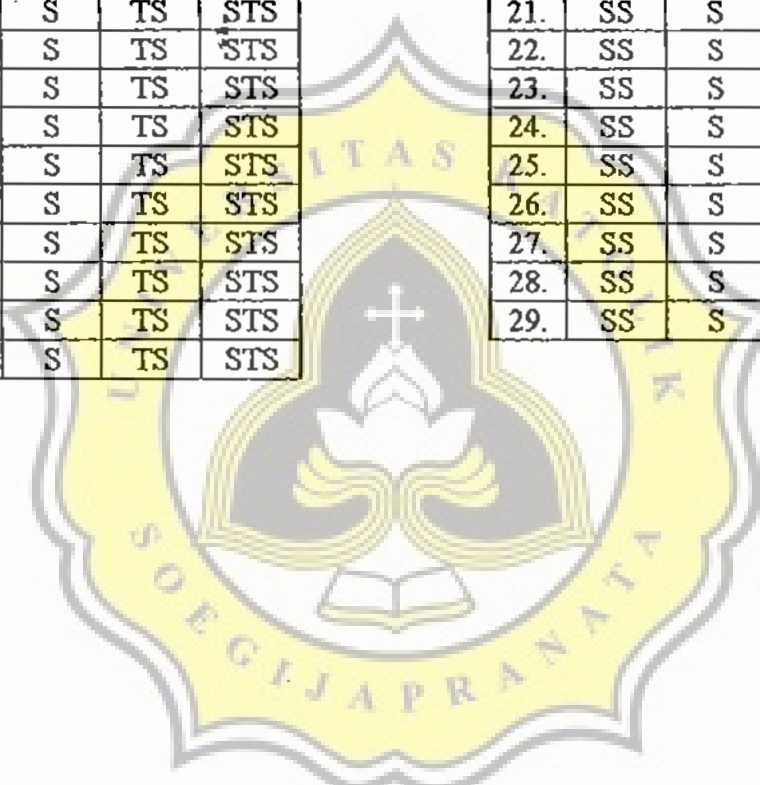
Periksa kembali apakah semuanya telah terjawab

Terima kasih

LEMBAR JAWABAN**NAMA :****NRN :**

1.	SS	S	TS	STS
2.	SS	S	TS	STS
3.	SS	S	TS	STS
4.	SS	S	TS	STS
5.	SS	S	TS	STS
6.	SS	S	TS	STS
7.	SS	S	TS	STS
8.	SS	S	TS	STS
9.	SS	S	TS	STS
10.	SS	S	TS	STS
11.	SS	S	TS	STS
12.	SS	S	TS	STS
13.	SS	S	TS	STS
14.	SS	S	TS	STS
15.	SS	S	TS	STS

16.	SS	S	TS	STS
17.	SS	S	TS	STS
18.	SS	S	TS	STS
19.	SS	S	TS	STS
20.	SS	S	TS	STS
21.	SS	S	TS	STS
22.	SS	S	TS	STS
23.	SS	S	TS	STS
24.	SS	S	TS	STS
25.	SS	S	TS	STS
26.	SS	S	TS	STS
27.	SS	S	TS	STS
28.	SS	S	TS	STS
29.	SS	S	TS	STS



G. SURAT BUKTI PENELITIAN





. : 007/SGS/SK/V/1997
np. : -
l. : Surat Keterangan

SURAT KETERANGAN


Yang bertanda tangan di bawah ini, Personalia PT. Sinargemala Sakti menerangkan dengan sesungguhnya bahwa:

N a m a : SUILYANA OCTAVIA S
Fak. : Psikologi (Unika Soegijapranata)
NIM : 93.40.1505

lah melaksanakan tugas penelitian di perusahaan kami PT. Sinargemala Sakti pada bulan April 1998.

Demikian Surat Keterangan ini diberikan untuk dapat dipergunakan sebagaimana mestinya.

Surabaya, 13 Mei 1998



RA. INDRAS YULIANTI

Personalia